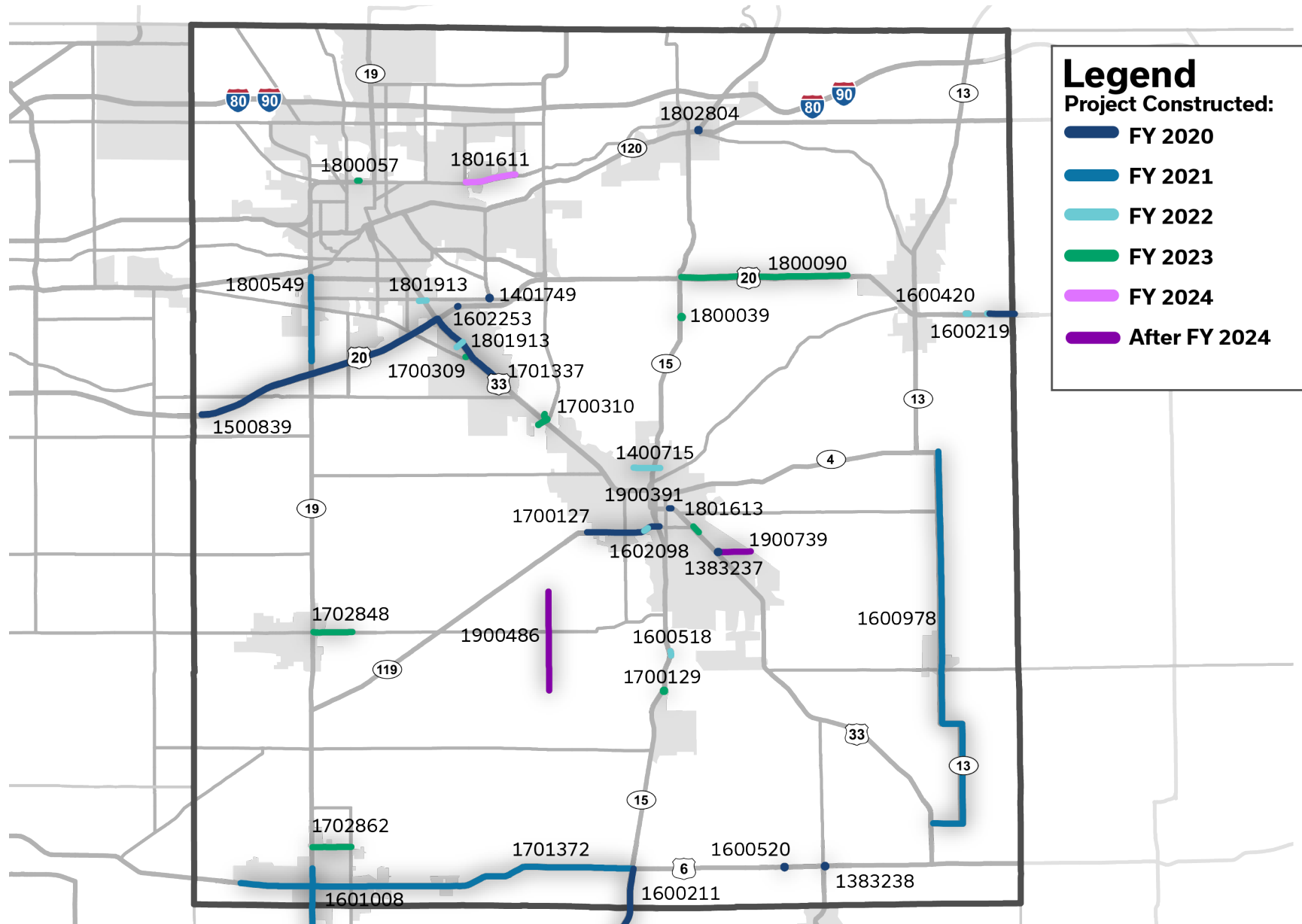


An aerial photograph of a complex road intersection featuring a roundabout. A dark-colored car is visible on the left side of the frame, approaching the roundabout. The road is paved with asphalt and has white dashed lines indicating lane directions. There are landscaped areas with greenery and small trees at the corners of the intersection. The overall scene is captured from a high angle, showing the layout of the roads and the surrounding environment.

PROJECT LISTINGS

Elkhart County Project Listings



TRANSPORTATION IMPROVEMENT PROGRAM

Locally Sponsored Projects

DES	Location	Work Type	Fund Type	Phase	Federal	Match	Total	Estimated to Complete	Fiscal Year
City of Elkhart									
1801611	Bristol St: from Jeanwood Dr. to CR 15	Added Travel Lanes	STBG	RW	\$480,000	\$120,000	\$600,000	\$7,400,000	2021
1801611	Bristol St: from Jeanwood Dr. to CR 15	Added Travel Lanes	STBG	CN	\$4,800,000	\$1,200,000	\$6,000,000	\$7,400,000	2024
1801933	Hively Avenue, east of Main St, crossing the NS Railroad	New Bridge	ST STBG	PE	\$1,252,992	\$313,248	\$1,566,240	\$13,830,240	2022
1801933	Hively Avenue, east of Main St, crossing the NS Railroad	New Bridge	ST STBG	RW	\$984,000	\$246,000	\$1,230,000	\$13,830,170	2021
1801933	Hively Avenue, east of Main St, crossing the NS Railroad	New Bridge	ST STBG	CN	\$8,827,200	\$2,206,800	\$11,034,000	\$13,830,170	2022
Elkhart County									
1401749	CR 18 at CR 13 and CR 115 Intersection	Intersection Improvement	CMAQ	RW	\$400,000	\$100,000	\$500,000	\$3,750,164	2020
1401749	CR 18 at CR 13 and CR 115 Intersection	Intersection Improvement	CMAQ	CN	\$2,340,000	\$585,000	\$2,925,000	\$3,750,164	2021
1592887	Countywide Bridge Inspections for 2018-2021	Bridge Inspections	Bridge	PE	\$175,922	\$43,980	\$219,902	\$219,902	2020 2021 2022
1700309	Bridge 152 on Mishawaka Rd over Yellow Creek	Bridge Repl, Comp. Cont. Conc. Construction	STBG	RW	\$80,000	\$20,000	\$100,000	\$3,300,135	2020
1700309	Bridge 152 on Mishawaka Rd over Yellow Creek	Bridge Repl, Comp. Cont. Conc. Construction	STBG	CN	\$1,888,000	\$472,000	\$2,360,000	\$3,300,135	2023
1700310	CR 17 Multi-Use Path: From US 33 to CR 45	Bike/Pedestrian Facilities	CMAQ	RW	\$72,000	\$18,000	\$90,000	\$3,771,555	2020

Locally Sponsored Projects

DES	Location	Work Type	Fund Type	Phase	Federal	Match	Total	Estimated to Complete	Fiscal Year
1702848	CR 40: from SR 19 to CR 7	Road Reconstruction	STBG	CN	\$1,201,448	\$300,362	\$1,501,810	\$1,758,606	2023
1801913	Sunnyside Ave/ Mall Dr at US 33 (Main St) over NS Railroad	New Bridge	ST STBG	PE	\$1,920,000	\$480,000	\$2,400,000	\$16,488,000	2022
1801913	Sunnyside Ave/ Mall Dr at US 33 (Main St) over NS Railroad	New Bridge	ST STBG	RW	\$1,328,000	\$332,000	\$1,660,000	\$16,488,000	2021
1801913	Sunnyside Ave/ Mall Dr at US 33 (Main St) over NS Railroad	New Bridge	ST STBG	CN	\$9,942,400	\$2,485,600	\$12,428,000	\$16,488,000	2022
1900486	CR 17 Phase I: from CR 142 to CR 38	New Road Construction	STBG	PE	\$2,090,400	\$2,403,960	\$4,494,360	\$25,944,000	2020
1900486	CR 17 Phase I: from CR 142 to CR 38	New Road Construction	STBG	RW	\$100,000	\$25,000	\$125,000	\$25,944,000	2023
City of Goshen									
1400715	Wilden Ave from Rock Run Creek to 6th St	Road Reconstruction	STBG	CN	\$4,343,920	\$1,085,980	\$5,429,900	\$5,429,900	2020
1801613	US 33: from Fairfield to Plymouth Ave	Auxiliary Lanes	CMAQ	PE	\$165,040	\$41,260	\$206,300	\$1,031,450	2020
1801613	US 33: from Fairfield to Plymouth Ave	Auxiliary Lanes	CMAQ	CN	\$660,160	\$165,040	\$825,200	\$1,031,450	2021
1900391	Madison St at NS RR, DOT 510039L	Railroad Projection	ST STBG	PE	\$18,000	\$2,000	\$20,000	\$405,000	2020
1900391	Madison St at NS rr, DOT 510039L	Railroad Project	ST STBG	CN	\$346,500	\$38,500	\$385,000	\$405,000	2020
1900739	College Ave from US 33 to NS Railroad Line (East Entrance of parking lot)	Added Travel Lanes	STBG	PE	\$300,000	\$75,000	\$375,000	\$5,107,000	2020
1900739	College Ave from US 33 to NS Railroad Line (East Entrance of parking lot)	Added Travel Lanes	STBG	RW	\$685,600	\$171,400	\$857,000	\$5,107,000	2022 2023

TRANSPORTATION IMPROVEMENT PROGRAM

Locally Sponsored Projects

DES	Location	Work Type	Fund Type	Phase	Federal	Match	Total	Estimated to Complete	Fiscal Year
Nappanee									
1702862	Woodview Dr. from N. Main St (SR 19) to Oakland Ave. (CR 7)	Road Rehabilitation	STBG	CN	\$2,330,400	\$582,600	\$2,913,000	\$3,683,530	2023
MACOG									
1801362	Partners for Clean Air Program	UPWP	CMAQ	PL	\$50,000	\$12,500	\$62,500	\$62,500	2020
1801362	Pictometry	UPWP	STBG	PL	\$458,282	\$114,571	\$572,853	\$572,853	2020

State Sponsored Projects

DES	Location	Work Type	Fund Type	Phase	Federal	Match	Total	Estimated to Complete	Fiscal Year
Indiana Department of Transportation									
1602098	SR 119, Bridge Over Elkhart River, 0.36 Miles south of SR 15	Bridge Replacement, Other Construction	STBG	PE	\$10,000	\$2,500	\$12,500	\$2,719,888	2021
1602098	SR 119, Bridge Over Elkhart River, 0.36 Miles south of SR 15	Bridge Replacement, Other Construction	STBG	RW	\$88,000	\$22,000	\$110,000	\$2,719,888	2021 2022
1602098	SR 119, Bridge Over Elkhart River, 0.36 Miles south of SR 15	Bridge Replacement, Other Construction	STBG	CN	\$2,077,910	\$519,478	\$2,597,388	\$2,719,888	2022

State Sponsored Projects

DES	Location	Work Type	Fund Type	Phase	Federal	Match	Total	Estimated to Complete	Fiscal Year
1700127	SR 119, From 1.83 Miles West of SR 15 to SR 15.	HMA Overlay, Preventive Maintenance	STBG	CN	\$425,506	\$106,376	\$531,882	\$531,882	2020
1600978	SR 13, From US 33 to SR 4	HMA Overlay Minor Structural	STBG	RW	\$24,000	\$6,000	\$30,000	\$4,094,996	2020
1600978	SR 13, From US 33 to SR 4	HMA Overlay Minor Structural	STBG	CN	\$3,251,997	\$812,999	\$4,064,996	\$4,094,996	2021
1600211	SR 15, 4.63 miles N of US 30 to US 6	HMA Overlay, Preventative Maintenance	STBG	CN	\$1,981,059	\$495,265	\$2,476,324	\$2,476,234	2020
1600518	SR 15, 5.73 miles N of US 6 (at CR 42 North Junction)	Auxillary Lane Construction	STBG	RW	\$24,000	\$6,000	\$30,000	\$327,008	2021
1600518	SR 15, 5.73 miles N of US 6 (at CR 42 North Junction)	Auxillary Lane Construction	STBG	CN	\$237,606	\$59,402	\$297,008	\$327,008	2022
1700129	SR 15 at CR 142, 4.64 miles north of US 6	Intersect. Improv. W/ Added Turn Lanes	STBG	RW	\$16,000	\$4,000	\$20,000	\$499,042	2021
1700129	SR 15 at CR 142, 4.64 miles north of US 6	Intersect. Improv. W/ Added Turn Lanes	STBG	CN	\$383,234	\$95,808	\$479,042	\$499,042	2022
1800039	SR 15, 1.03 Miles S. of US 20 (at CR 18)	Intersection Improvement with Added Turn Lanes	STBG	PE	\$144,000	\$36,000	\$180,000	\$1,423,325	2020
1800039	SR 15, 1.03 Miles S. of US 20 (at CR 18)	Intersection Improvement with Added Turn Lanes	STBG	RW	\$40,000	\$10,000	\$50,000	\$1,423,325	2022
1800039	SR 15, 1.03 Miles S. of US 20 (at CR 18)	Intersection Improvement with Added Turn Lanes	STBG	CN	\$954,660	\$238,665	\$1,193,325	\$1,423,325	2022
1802804	SR 15 and SR 120 intersection, East Jct.	Other Intersection Improvement	NHPP	CN	\$40,000	\$10,000	\$50,000	\$50,000	2020

TRANSPORTATION IMPROVEMENT PROGRAM

State Sponsored Projects

DES	Location	Work Type	Fund Type	Phase	Federal	Match	Total	Estimated to Complete	Fiscal Year
1601008	SR 19, from 5.53 Miles S of US 6 (CR 900N) to 0.49 Miles N of US 6 (Berlin Court Ditch)	HMA Overlay Minor Structural	STBG	CN	\$3,040,727	\$760,182	\$3,800,909	\$3,800,909	2021
1800057	SR 19, Over Christiana Creek, 2.42 Miles S of I-18/90	Replace Superstructure	NHPP	RW	\$20,000	\$5,000	\$25,000	\$3,955,316	2022
1800057	SR 19, Over Christiana Creek, 2.42 Miles S of I-18/90	Replace Superstructure	NHPP	CN	\$3,144,253	\$786,063	\$3,930,316	\$3,955,316	2023
1800549	SR 19, from 0.32 Miles N of US 20 to 2.61 Miles N of US 20 (Lusher Ave.)	Concrete Pavement Restoration	NHPP	CN	\$1,969,884	\$492,471	\$2,462,355	\$2,462,355	2021
1500839	US 20, From 2.81 Miles West of SR 19 to 3.18 Miles West of SR 15	Concrete Pavement Restoration	NHPP	CN	\$1,232,585	\$308,146	\$1,540,731	\$1,540,731	2020
1600219	US 20, from 1.92 Miles E. of SR 13 to 2.48 Miles E. of SR 13 (@ Elkhart/Lagrange CO LN)	HMA Overlay, Preventive Maintenance	STBG	CN	\$1,522,917	\$380,729	\$1,903,646	\$1,903,646	2020
1600420	US 20, Bridge Over Rowe-Eden Ditch, 1.25 Miles East of SR 13	Bridge Replacement, Other Construction	NHPP	RW	\$28,000	\$7,000	\$35,000	\$1,507,540	2021
1600420	US 20, Bridge Over Rowe-Eden Ditch, 1.25 Miles East of SR 13	Bridge Replacement, Other Construction	NHPP	CN	\$1,178,032	\$294,508	\$1,472,540	\$1,507,540	2022
1600421	US 20, Bridge Over Little Elkhart River, 1.80 Miles East of SR 13	Bridge Replacement, Other Construction	NHPP	RW	\$28,000	\$7,000	\$35,000	\$1,507,540	2021
1600421	US 20, Bridge Over Little Elkhart River, 1.80 Miles East of SR 13	Bridge Replacement, Other Construction	NHPP	CN	\$1,178,032	\$294,508	\$1,472,540	\$1,507,540	2022
1600517	US 20, from SR 15 to 4.14 miles E of SR 15 (CR 35)	Auxiliary Lanes, Two-way Left Turn Lanes	NHPP	RW	\$1,680,000	\$420,000	\$2,100,000	\$17,453,050	2020 2021

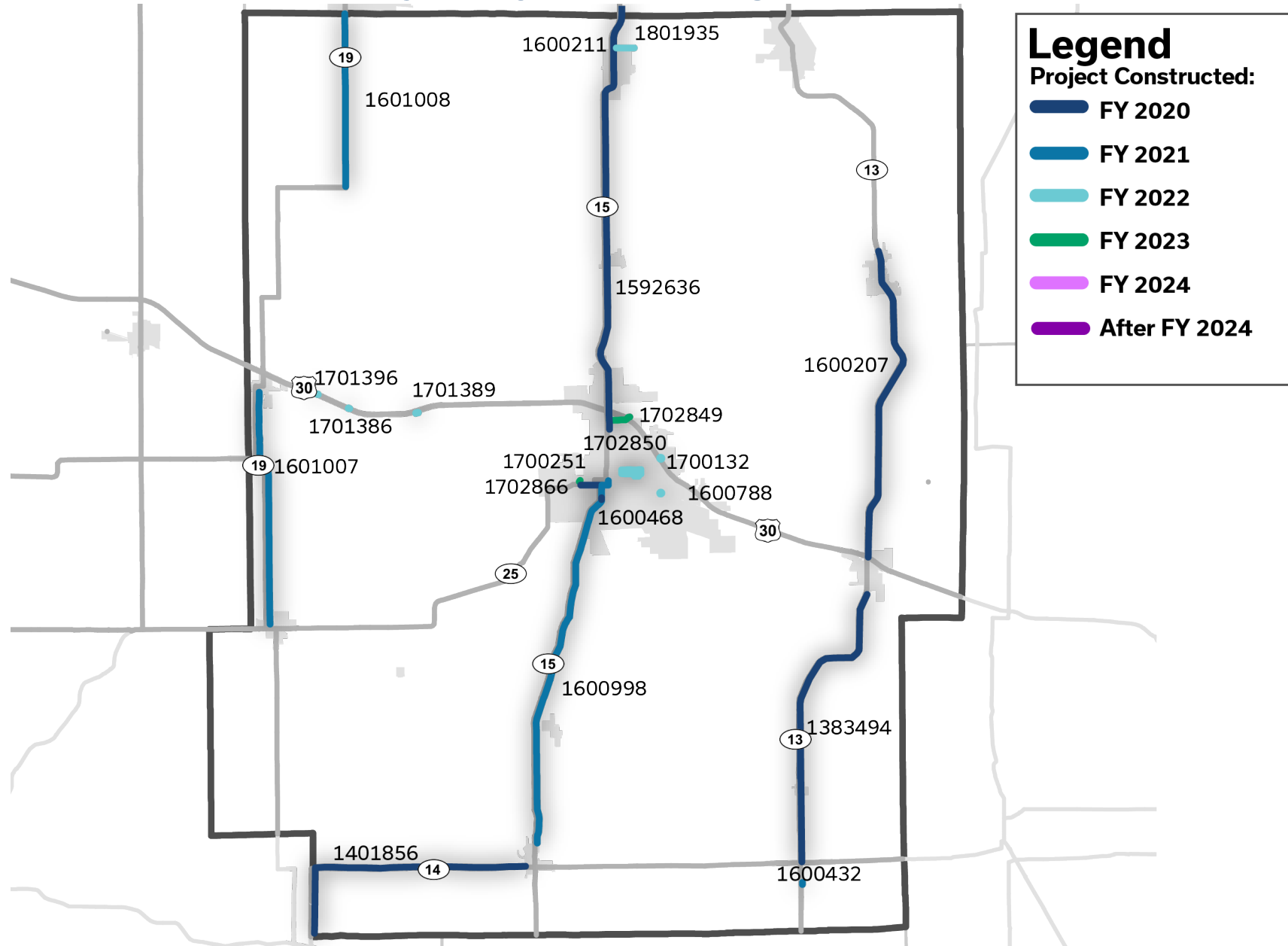
State Sponsored Projects

DES	Location	Work Type	Fund Type	Phase	Federal	Match	Total	Estimated to Complete	Fiscal Year
1600517	US 20, from SR 15 to 4.14 miles E of SR 15 (CR 35)	Auxiliary Lanes, Two-way Left Turn Lanes	NHPP	CN	\$12,282,440	\$3,070,610	\$15,353,050	\$17,453,050	2020 2021
1602253	US 20, Bridge over Yellow Creek, Eastbound, 0.59 Miles East of US 33	Superstructure replacement	NHPP	CN	\$2,050,377	\$512,594	\$2,562,971	\$2,562,971	2020
1602255	US 20, Bridge over Yellow Creek, Westbound, 0.59 Miles East of US 33	Superstructure replacement	NHPP	CN	\$2,050,377	\$512,594	\$2,562,971	\$2,562,971	2020
1800090	US 20, from SR 15 to 4.14 Miles E. of ST 15 (CR 35)	Added Travel Lanes	STBG	CN	\$13,788,558	\$3,447,139	\$17,235,697	\$17,235,697	2023
1802043	US 20, from SR 15 to 4.14 miles E of SR 15 (CR 35)	Demolition	NHPP	CN	\$564,054	\$141,013	\$705,067	\$705,067	2021
1802045	US 20, from SR 15 to 4.14 miles E of SR 15 (CR 35)	Roadside Maintenance, Tree Removal/Trimming	NHPP	CN	\$98,906	\$24,727	\$123,633	\$123,633	2021
1383237	US 33, 9.42 Miles North of SR 13 at CR 36/College Ave.	Other Intersection Improvement	NHPP	CN	\$1,280,164	\$320,041	\$1,600,205	\$1,600,205	2020
1701337	US 33, From 4.57 Miles North of SR 15 North Jct. (CR 15) to US 20	HMA Overlay, Preventative Main	NHPP	CN	\$1,241,122	\$310,280	\$1,551,402	\$1,551,402	2020
1383238	US 6 at SR 13 W Jct./US 33	Intersection Improvement	STBG	CN	\$2,111,034	\$527,759	\$2,638,793	\$2,638,793	2020
1600520	US 6, 1.03 miles W of SR 13 W Junction (at CR 29)	Other Intersection Improvement	NHPP	CN	\$571,379	\$142,845	\$714,224	\$714,224	2020
1701372	US 6, From 1.79 Miles West of SR 19 to SR 15	HMA Overlay, Preventative Maintenance	STBG	CN	\$2,748,662	\$687,165	\$3,435,827	\$3,435,827	2021

TRANSPORTATION IMPROVEMENT PROGRAM

State Sponsored Projects									
DES	Location	Work Type	Fund Type	Phase	Federal	Match	Total	Estimated to Complete	Fiscal Year
1802826	Statewide: Various Locations	Other Type Project (Miscellaneous)	STBG	PE	\$6,720,000	\$1,680,000	\$8,400,000	\$8,400,000	2020 2021 2022 2023
1900554	Statewide HELPERS Program	Other Type Project (Miscellaneous)	HSIP	PE	\$1,039,144	\$115,460	\$1,154,604		2020
1901433	Various Terminal Joints throughout the Fort Wayne District	Pavement (Other)	STBG	CN	\$424,532	\$106,133	\$530,665		2020

Kosciusko County Project Listings



TRANSPORTATION IMPROVEMENT PROGRAM

Locally Sponsored Projects								
DES	Location	Work Type	Phase	Federal	Match	Total	Estimated to Complete	Fiscal Year
Kosciusko County								
1592891	County-wide Bridge Inspection and Inventory Program for Cycle Years 2018-2021	Bridge Inspections	PE	\$134,786	\$33,696	\$168,483	\$168,483	2020 2021
1702866	Bridge #227: on S Hand St over Walnut Creek	Bridge Rehabilitation or Repair	RW	\$48,000	\$12,000	\$60,000	\$1,113,725	2021
1702866	Bridge #227: on S Hand St over Walnut Creek	Bridge Rehabilitation or Repair	CN	\$637,101	\$159,275	\$796,376	\$1,113,725	2023
1801935	CR1300N Extension over NS RR and Main St	New Bridge	PE	\$701,760	\$175,440	\$877,200	\$7,367,145	2021
1801935	CR1300N Extension over NS RR and Main St	New Bridge	RW	\$334,796	\$83,699	\$418,495	\$7,367,145	2020
1801935	CR1300N Extension over NS RR and Main St	New Bridge	CN	\$4,857,160	\$1,214,290	\$6,071,450	\$7,367,145	2021
City of Warsaw								
1702849	Anchorage Rd (CR 200 N) from SR 15 to Biomet Dr	Added Travel Lanes	CN	\$2,683,763	\$670,941	\$3,354,704	\$4,334,584	2023
1702850	"Sheridan St, E Clark & Ft. Wayne St - Between Colfax St and Cook St"	Bike/Pedestrian Facilities	CN	\$1,123,408	\$280,852	\$1,404,260	\$1,664,142	2022
1802784	Hickory St: from Market St to Main St	Safety Revisions	CN	\$256,000	\$64,000	\$320,000	\$320,000	2021
Town of Winona Lake								
1600788	Intersection of Argonne Rd, Winona Ave, Kings Highway and Park Ave	Intersection Improvement, Roundabout	CN	\$847,320	\$211,830	\$1,059,150	\$1,678,739	2022

State Sponsored Projects

DES	Location	Work Type	Fund Type	Phase	Federal	Match	Total	Estimated to Complete	Fiscal Year
Indiana Department of Transportation									
1383494	SR 13, From SR 14 to 1.10 miles S of US 30	HMA Overlay, Minor Structural	Road Construction	CN	\$3,658,810	\$914,702	\$4,573,512	\$4,573,512	2020
1600207	SR 13, From US 30 to 9.46 Miles N of US 30	HMA Overlay, Preventive Maintenance	STBG	CN	\$2,796,140	\$699,035	\$3,495,175	\$3,495,175	2020
1600432	SR 13, Over Plunge Creek, 0.60 Miles South of SR 14	Bridge Replacement, Other Construction	Bridge Construction	RW	\$34,000	\$8,500	\$42,500	\$1,316,451	2020
1600432	SR 13, Over Plunge Creek, 0.60 Miles South of SR 14	Bridge Replacement, Other Construction	Bridge Construction	CN	\$1,019,161	\$254,790	\$1,273,951	\$1,316,451	2021
1401856	SR 14, From SR 114 to 0.36 miles W of SR 15	HMA Overlay Minor Structural	STBG	CN	\$2,066,808	\$516,702	\$2,583,510	\$2,583,510	2020
1592636	SR 15, 0.50 Miles S of US 30 to 4.63 Miles N of US 30	HMA Overlay, Preventive Maintenance	STBG	CN	\$1,564,619	\$391,155	\$1,955,774	\$1,955,774	2020
1600211	SR 15, 4.63 miles N of US 30 to US 6	HMA Overlay, Preventative Maintenance	STBG	CN	\$1,981,059	\$495,265	\$2,476,324	\$2,476,234	2020
1600468	SR 15, Over Eagle Creek, 0.35 Miles South of SR 25	Bridge Replacement, Other Construction	Bridge	RW	\$64,000	\$16,000	\$80,000	\$1,917,980	2020
1600468	SR 15, Over Eagle Creek, 0.35 Miles South of SR 25	Bridge Replacement, Other Construction	Bridge	CN	\$1,470,384	\$367,596	\$1,837,980	\$1,917,980	2021
1600998	SR 15, From 0.70 miles N of SR 14 (N limit Silver Lake) to 1.97 miles S of 30	HMA Overlay Minor Structural	NHPP	RW	\$28,000	\$7,000	\$35,000	\$5,200,968	2020

TRANSPORTATION IMPROVEMENT PROGRAM

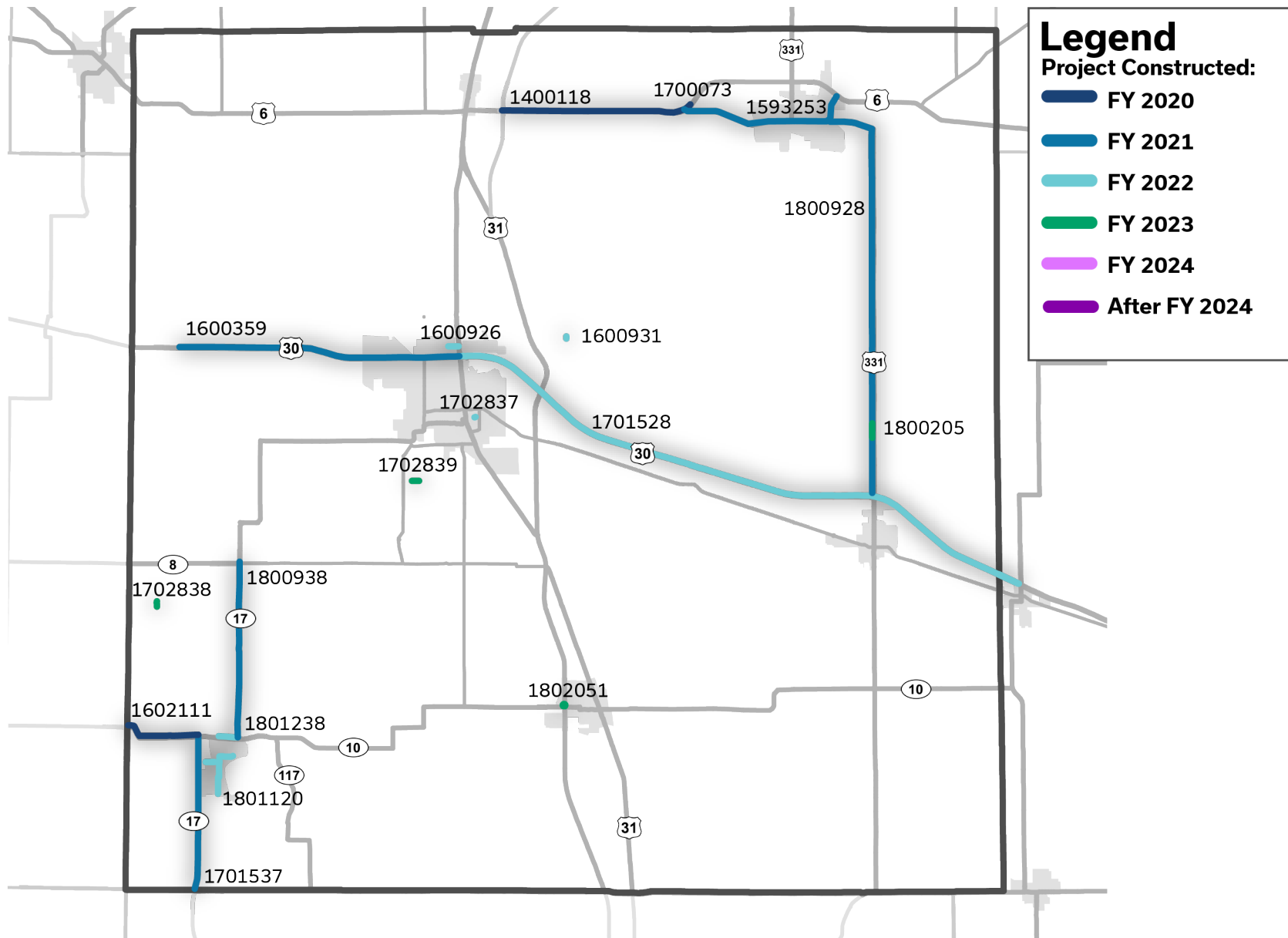
State Sponsored Projects

DES	Location	Work Type	Fund Type	Phase	Federal	Match	Total	Estimated to Complete	Fiscal Year
1600998	SR 15, From 0.70 miles N of SR 14 (N limit Silver Lake) to 1.97 miles S of 30	HMA Overlay Minor Structural	NHPP	CN	\$4,132,774	\$1,033,194	\$5,165,968	\$5,200,968	2021
1601007	SR 19, From 0.43 Mi N of SR 25 (N Lmt Mentone) to 0.77 Mi S of US 30 (S Lmt Etna Green)	HMA Overlay Minor Structural	NHPP	CN	\$1,755,075	\$438,769	\$2,193,844	\$9,193,844	2021
1601008	SR 19, from 5.53 Miles S of US 6 (CR 900N) to 0.49 Miles N of US 6 (Berlin Court Ditch)	HMA Overlay Minor Structural	STPBG	CN	\$3,040,727	\$760,182	\$3,800,909	\$3,800,909	2021
1601012	SR 19 to 3.00 miles E of SR 15 (Center St)	HMA Overlay, Structural	NHPP	RW	\$14,000	\$35,000	\$49,000	\$16,535,790	2020
1601012	SR 19 to 3.00 miles E of SR 15 (Center St)	HMA Overlay, Structural	NHPP	CN	\$13,214,632	\$3,303,658	\$16,518,290	\$16,535,790	2021
1700251	SR 25, From 0.62 miles W of SR 15 to SR 15	HMA Overlay, Preventive Maintenance	STBG	CN	\$484,562	\$121,140	\$605,702	\$605,702	2020
1700132	US 30 at Parker St, 2.17 Miles E of SR 15	Other intersection Improvement	STBG	CN	\$137,005	\$34,251	\$171,256	\$171,256	2022
1701385	US 30, Bridge over Robinson Ditch EBL, 2.60 Miles E of SR 19	Replace Superstructure	STBG	CN	\$677,183	\$169,296	\$846,479	\$846,479	2022
1701386	US 30, Bridge over Robinson Ditch WBL, 2.60 Miles E of SR 19	Replace Superstructure	STBG	CN	\$7,201,902	\$1,800,476	\$9,002,378	\$9,002,378	2022
1701389	US 30, Bridge over Pole Run Ditch EBL, 4.74 Miles E of SR 19	Replace Superstructure	STBG	CN	\$711,533	\$177,883	\$889,416	\$889,416	2022

State Sponsored Projects

DES	Location	Work Type	Fund Type	Phase	Federal	Match	Total	Estimated to Complete	Fiscal Year
1701390	US 30, Bridge over Pole Run Ditch WBL, 4.74 Miles E of SR 19	Replace Superstructure	STBG	CN	\$711,533	\$177,883	\$889,416	\$889,416	2022
1701396	US 30, Bridge over Danner Ditch EBL, 1.59 Miles E of SR 19	Replace Superstructure	STBG	CN	\$667,370	\$166,842	\$834,212	\$834,212	2022
1701397	US 30, Bridge over Danner Ditch WBL, 1.59 Miles E of SR 19	Replace Superstructure	STBG	CN	\$667,370	\$166,842	\$834,212	\$834,212	2022
1802826	Statewide: Various Locations	Other Type Project (Miscellaneous)	STBG	PE	\$6,720,000	\$1,680,000	\$8,400,000	\$8,400,000	2020 2021 2022 2023
1900554	Statewide HELPERS Program	Other Type Project (Miscellaneous)	HSIP	PE	\$1,039,144	\$115,460	\$1,154,604		2020

Marshall County Project Listings



TRANSPORTATION IMPROVEMENT PROGRAM

Locally Sponsored Projects

DES	Location	Work Type	Fund Type	Phase	Federal	Match	Total	Estimated to Complete	Fiscal Year
Town of Culver									
1801120	Lake Max Trail Phase II, Culver Park to W. Shore Dr	Bike/Pedestrian Facilities	TAP	RW	\$60,000	\$15,000	\$75,000	\$1,392,179	2020
1801120	Lake Max Trail Phase II, Culver Park to W. Shore Dr	Bike/Pedestrian Facilities	TAP	CN	\$858,257	\$214,564	\$1,072,821	\$1,392,179	2022
1801238	SR 10 Sidewalks from School St to N Lakeshore Dr	Bike/Pedestrian Facilities	TAP	CN	\$165,742	\$41,435	\$207,177	\$307,823	2022
1801239	West Jefferson Streetscape Improvements	Landscaping	TAP	CN	\$580,869	\$145,217	\$726,086	\$863,914	2022
1802913	Lake Max Trail Phase III, from Academy Rd to SR 10/117	Bike/Pedestrian Facilities	TAP	PE	\$118,000	\$29,500	\$147,500	\$967,000	2020
1802913	Lake Max Trail Phase III, from Academy Rd to SR 10/117	Bike/Pedestrian Facilities	TAP	RW	\$64,000	\$16,000	\$80,000	\$967,000	2022
1802913	Lake Max Trail Phase III, from Academy Rd to SR 10/117	Bike/Pedestrian Facilities	TAP	CN	\$592,000	\$148,000	\$740,000	\$967,000	2024
Marshall County									
1592161	Countywide Bridge Inspection and Inventory Program for Cycle Years 2018-2021	Bridge Inspections	Bridge	PE	\$90,922	\$22,731	\$113,653	\$113,653	2020 2021 2022
1600931	Bridge No. 73 carrying King Rd over the Yellow River	Bridge Replacement, Other Construction	Bridge	RW	\$49,600	\$12,400	\$62,000	\$2,117,125	2020
1600931	Bridge No. 73 carrying King Rd over the Yellow River	Bridge Replacement, Other Construction	Bridge	CN	\$1,674,400	\$418,600	\$2,093,000	\$2,117,125	2022
1702838	Marshall County Bridge #120: South Upas Road over Yellow River	Bridge Replacement, Other Construction	Bridge	PE	\$112,840	\$28,210	\$141,050	\$2,697,201	2020

Locally Sponsored Projects

DES	Location	Work Type	Fund Type	Phase	Federal	Match	Total	Estimated to Complete	Fiscal Year
1702838	Marshall County Bridge #120: South Upas Road over Yellow River	Bridge Replacement, Other Construction	Bridge	RW	\$48,000	\$12,000	\$60,000	\$2,697,201	2020
1702838	Marshall County Bridge #120: South Upas Road over Yellow River	Bridge Replacement, Other Construction	Bridge	CN	\$1,884,080	\$471,020	\$2,355,100	\$2,697,201	2023
1702839	Marshall County Bridge #87: 11th Road over Yellow River	Bridge Replacement, Other Construction	Bridge	PE	\$125,961	\$31,490	\$157,451	\$2,387,851	2020
1702839	Marshall County Bridge #87: 11th Road over Yellow River	Bridge Replacement, Other Construction	Bridge	RW	\$48,000	\$12,000	\$60,000	\$2,387,851	2020
1702839	Marshall County Bridge #87: 11th Road over Yellow River	Bridge Replacement, Other Construction	Bridge	CN	\$1,632,320	\$408,080	\$2,040,400	\$2,387,851	2023
City of Plymouth									
1600926	Hoham Drive starting at North Michigan St to 400' west of Western Ave	Road Reconstruction (3R/4R Standards)	STBG	RW	\$424,000	\$106,000	\$530,000	\$3,545,766	2020
1600926	Hoham Drive starting at North Michigan St to 400' west of Western Ave	Road Reconstruction (3R/4R Standards)	STBG	CN	\$2,147,410	\$536,852	\$2,684,262	\$3,545,766	2022
1702837	East LaPorte Street Footbridge over the Yellow River	Bridge Rehabilitation or Repair	TAP	RW	\$4,000	\$1,000	\$5,000	\$1,927,950	2020
1702837	East LaPorte Street Footbridge over the Yellow River	Bridge Rehabilitation or Repair	TAP	CN	\$1,310,400	\$327,600	\$1,638,000	\$1,927,950	2022

TRANSPORTATION IMPROVEMENT PROGRAM

State Sponsored Projects

DES	Location	Work Type	Fund Type	Phase	Federal	Match	Total	Estimated to Complete	Fiscal Year
Indiana Department of Transportation									
1602111	SR 10, from SR 23 to SR 17 (W Jct)	HMA Overlay, Preventive Maintenance	STBG	CN	\$809,998	\$202,499	\$1,012,497	\$1,012,497	2020
1602113	SR 10, From US 31 to Juniper St in Argos	HMA Overlay, Preventative Maintenance	STBG	CN	\$469,750	\$117,437	\$587,187	\$598,798	2020
1602113	SR 10, From US 31 to Juniper St in Argos	HMA Overlay, Preventative Maintenance	STBG	CE	\$9,289	\$2,322	\$11,611	\$598,798	2020
1593253	SR 106 From US 6 (W Jct) to US 6 (E Jct)	HMA Overlay, Preventive Maintenance	Bridge	CN	\$1,367,993	\$341,998	\$1,709,991	\$1,826,501	2021
1593253	SR 106 From US 6 (W Jct) to US 6 (E Jct)	HMA Overlay, Preventive Maintenance	Bridge	CE	\$93,208	\$23,302	\$116,510	\$1,826,501	2021
1800869	SR 106 @ Armey Ditch, 0.07 Mile E of SR 331	Bridge Deck Overlay	STBG	CN	\$488,000	\$122,000	\$610,000	\$610,000	2021
1701537	SR 17, from SR 14 to SR 10	HMA Overlay, Preventative Maintenance	STBG	CN	\$2,754,883	\$688,721	\$3,443,604	\$3,443,604	2021
1800938	SR 17, From SR 10 to SR 8	HMA Overlay, Preventive Maintenance	STBG	CN	\$733,231	\$183,308	\$916,539	\$990,539	2021
1800205	SR 331, 1.75 mi N of US 30	Small Structure - New	STBG	PE	\$20,736	\$5,184	\$25,920	\$283,225	2020
1800205	SR 331, 1.75 mi N of US 30	Small Structure - New	STBG	RW	\$8,000	\$2,000	\$10,000	\$283,225	2022
1800205	SR 331, 1.75 mi N of US 30	Small Structure - New	STBG	CN	\$197,844	\$49,461	\$247,305	\$283,225	2023

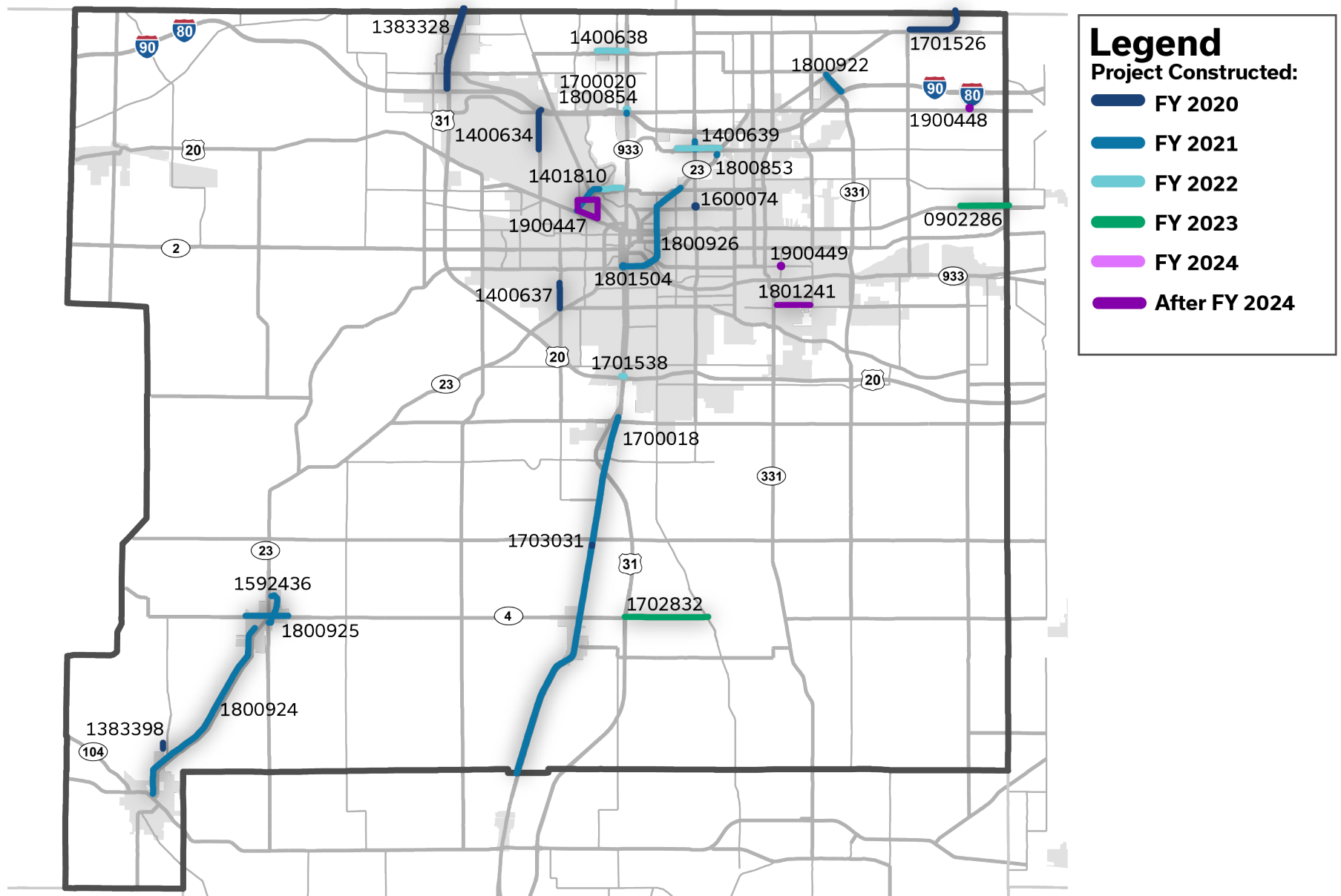
State Sponsored Projects

DES	Location	Work Type	Fund Type	Phase	Federal	Match	Total	Estimated to Complete	Fiscal Year
1800928	SR 331, From US 30 to SR 106 (S JCT)	HMA Overlay, Preventive Maintenance	STBG	PE	\$93,208	\$23,302	\$116,510	\$5,008,028	2021
1800928	SR 331, From US 30 to SR 106 (S JCT)	HMA Overlay, Preventive Maintenance	STBG	CN	\$3,913,214	\$978,304	\$4,891,518	\$5,008,028	2021
1600359	From 3.33 mi E of SR 23 (Union Rd) to SR 17	HMA Overlay, Preventative Maintenance	NHS	CN	\$3,221,713	\$805,428	\$4,027,141	\$4,327,141	2021
1600359	From 3.33 mi E of SR 23 (Union Rd) to SR 17	HMA Overlay, Preventative Maintenance	NHS	CE	\$240,000	\$60,000	\$300,000	\$4,327,141	2021
1701528	US 30, from SR 17 to SR 19	HMA Overlay, Preventative Maintenance	NHPP	CN	\$4,692,596	\$1,173,151	\$5,865,747	\$5,994,506	2022
1802051	US 31 @ SR 10	New Interchange Construction	NHPP	PE	\$2,800,000	\$700,000	\$3,500,000	\$32,975,670	2020 2022
1802051	US 31 @ SR 10	New Interchange Construction	NHPP	RW	\$400,000	\$100,000	\$500,000	\$32,975,670	2022
1802051	US 31 @ SR 10	New Interchange Construction	NHPP	CN	\$23,180,536	\$5,795,134	\$28,975,670	\$32,975,670	2023
1400118	US 6, from US 31 to W. Jct of SR 106	HMA Overlay, Preventative Maintenance	NHS	CN	\$2,430,398	\$607,599	\$3,037,997	\$3,237,997	2020
1400118	US 6, from US 31 to W. Jct of SR 106	HMA Overlay, Preventative Maintenance	NHS	CE	\$160,000	\$40,000	\$200,000	\$3,237,997	2020
1700073	US 6 over East Branch Bunch Ditch, .12 mi E SR 106	Replace Superstructure	NHS	CN	\$922,365	\$230,591	\$1,152,956	\$1,152,956	2020

TRANSPORTATION IMPROVEMENT PROGRAM

State Sponsored Projects									
DES	Location	Work Type	Fund Type	Phase	Federal	Match	Total	Estimated to Complete	Fiscal Year
1900554	Statewide HELPERS Program	Other Type Project (Miscellaneous)	HSIP	PE	\$1,039,144	\$115,460	\$1,154,604		2020
1901515	Various Terminal Joints throughout the LaPorte District	Asphalt Patching	NHS	CN	\$4,980,134	\$1,245,034	\$6,225,168		2020

St. Joseph County Project Listings



TRANSPORTATION IMPROVEMENT PROGRAM

Locally Sponsored Projects

DES	Location	Work Type	Fund Type	Phase	Federal	Match	Total	Estimated to Complete	Fiscal Year
City of Mishawaka									
1900449	Mishawaka Riverwalk Cedar St Bridge	Bike/Pedestrian Facilities	STBG	CN	\$3,500,000	\$875,000	\$4,375,000	\$4,375,000	2024
Town of North Liberty									
1592436	Stellar Trail - Stellar Community	Bike/Pedestrian Facilities	TAP	RW	\$346,640	\$86,660	\$433,300	\$4,711,400	2020
1592436	Stellar Trail - Stellar Community	Bike/Pedestrian Facilities	TAP	CN	\$764,160	\$191,040	\$955,200	\$4,711,400	2021
City of South Bend									
1400634	Bendix Dr from Lathrop St to the I-80 bridge (Nimtz Pkwy)	Road Reconstruction	STBG	CN	\$2,800,000	\$700,000	\$3,500,000	\$8,588,125	2020
1400637	Olive St from Prairie Ave (SR 23) to RR south of Tucker Dr	Road Reconstruction (3R/4R Standards)	STBG	CN	\$2,000,000	\$500,000	\$2,500,000	\$3,716,000	2020
1401810	Coal Line Trail (Phase I) from Lincolnway W to Riverside Dr	Bike/Pedestrian Facilities	CMAQ	CN	\$1,440,000	\$360,000	\$1,800,000	\$1,435,000	2021
1401811	Coal Line Trail (Phase II) from Riverside Dr to Angela Blvd	Bike/Pedestrian Facilities	CMAQ	CN	\$2,504,000	\$626,000	\$3,130,000	\$2,274,000	2022
1600074	Corby Blvd/ Ironwood Dr/ Rockne Dr	Intersection Improvement	STBG	CN	\$2,435,000	\$608,750	\$3,043,750	\$4,351,575	2020
1801240	School Zone Flashing Beacons	Traffic Signals, New or Modernized	HSIP	CN	\$600,000	\$150,000	\$750,000	\$750,000	2022
1900447	Mussel Primary-Holy Cross School Area SRTS	Bike/Pedestrian Facilities	STBG	PE	\$152,000	\$38,000	\$190,000	\$195,000	2023
1900447	Mussel Primary - Holy Cross School Area SRTS	Bike/Pedestrian Facilities	STBG	CN	\$1,500,000	\$375,000	\$1,875,000	\$1,875,000	2024

Locally Sponsored Projects

DES	Location	Work Type	Fund Type	Phase	Federal	Match	Total	Estimated to Complete	Fiscal Year
St. Joseph County									
902286	McKinley Hwy reconstruction/ added travel lanes from Birch to Ash Rd	Road Reconstruction (3R/4R Standards)	STBG	CN	\$7,352,000	\$2,803,313	\$10,155,313	\$11,662,585	2023
1383398	Bridge No. 62 carrying Walnut Rd over Yellow Bank Creek	Bridge Replacement, Other Construction	Bridge	CN	\$721,000	\$180,250	\$901,250	\$1,169,800	2020
1400638	Auten Rd Multi-Use Path from SR 933 to Laurel Rd	Bike/Pedestrian Facilities	TAP	RW	\$48,264	\$12,066	\$60,330	\$915,017	2021
1400638	Auten Rd Multi-Use Path from SR 933 to Laurel Rd	Bike/Pedestrian Facilities	TAP	CN	\$667,000	\$166,750	\$833,750	\$915,017	2022
1400639	Douglas Rd at Ironwood Rd	Added Travel Lanes	STBG	CN	\$6,930,000	\$1,740,000	\$8,670,000	\$20,661,804	2021
1702152	Bridge 191 on Douglas Road over Juday Creek	Bridge Replacement	STBG	CN	\$990,000	\$247,500	\$1,237,500	\$1,237,500	2021
1702153	Bridge 192 on Ironwood Road over Juday Creek	Bridge Replacement	STBG	CN	\$1,080,000	\$270,000	\$1,350,000	\$1,350,000	2021
1900306	Douglas from Ivy to SR 23 Corridor	Added Travel Lanes	STBG	CN	\$3,700,000	\$925,000	\$4,625,000	\$20,661,804	2022
1592165	Bridge Inspections 2016-2019 Cycle Years	Bridge Inspections	Bridge	PE	\$136,972	\$34,243	\$171,215	\$342,210	2020
1593056	Countywide Bridge Inspections and Inventory program for Cycle Years 2020 - 2023 in St. Joseph County	Bridge Inspections	Bridge	PE	\$618,035	\$154,509	\$772,544	\$772,544	2021 2022 2023 2024
1702832	Pierce Road from US 31 to Miami Hwy	Road Reconstruction, (3R/4R Standards)	STBG	PE	\$571,200	\$142,800	\$714,000	\$7,226,000	2020 2021

TRANSPORTATION IMPROVEMENT PROGRAM

Locally Sponsored Projects

DES	Location	Work Type	Fund Type	Phase	Federal	Match	Total	Estimated to Complete	Fiscal Year
1702832	Pierce Road from US 31 to Miami Hwy	Road Reconstruction, (3R/4R Standards)	STBG	RW	\$348,800	\$87,200	\$436,000	\$7,226,000	2020 2021
1702832	Pierce Road from US 31 to Miami Hwy	Road Reconstruction, (3R/4R Standards)	STBG	CN	\$4,860,800	\$1,215,200	\$6,076,000	\$7,226,000	2023
1900448	Cleveland at Beech - Roundabout	Intersection Improvement	STBG	PE	\$252,000	\$63,000	\$315,000	\$1,875,000	2020
1900448	Cleveland at Beech - Roundabout	Intersection Improvement	STBG	RW	\$144,000	\$36,000	\$180,000	\$1,875,000	2023
1900448	Cleveland at Beech - Roundabout	Intersection Improvement	STBG	CN	\$1,500,000	\$375,000	\$1,875,000	\$1,875,000	2024
MACOG									
1801362	TMA Accident Inven 19/20 Correction/Planning	UPWP	HSIP		\$30,600	\$3,400	\$34,000		2020
1801362	Clean Air Campaign	UPWP	CMAQ		\$50,000	\$12,500	\$62,500		2020

State Sponsored Projects

DES	Location	Work Type	Fund Type	Phase	Federal	Match	Total	Estimated to Complete	Fiscal Year
Indiana Department of Transportation									
1383328	US 31, From I-80 Toll Road to the Michigan State Line	HMA Overlay, Functional	NHPP	PE	\$200,000	\$50,000	\$250,000	\$3,923,010	2020
1383328	US 31, From I-80 Toll Road to the Michigan State Line	HMA Overlay, Functional	NHPP	CN	\$2,738,408	\$684,602	\$3,423,010	\$3,923,010	2020
1383328	US 31, From I-80 Toll Road to the Michigan State Line	HMA Overlay, Functional	NHPP	CE	\$200,000	\$50,000	\$250,000	\$3,923,010	2020
1700018	SR 931, From 4.4 mi S of SR4 (St Joe County Line) to 4.4 mi N of SR4 (South Bend Corp Limit)	HMA Overlay, Minor Structural	STBG	PE	\$128,000	\$32,000	\$160,000	\$9,829,908	2020
1700018	From 4.4 mi S of SR4 (St Joe County Line) to 4.4 mi N of SR4 (South Bend Corp Limit)	HMA Overlay, Minor Structural	STBG	CN	\$7,735,926	\$1,933,982	\$9,669,908	\$9,829,908	2021
1700020	Intersection of SR 933 and Cleveland Rd, 4.0 mi N of SR 23	Intersection Improvement, W/ Added Turn Lanes	NHPP	PE	\$35,792	\$8,948	\$44,740	\$372,047	2021
1700020	Intersection of SR 933 and Cleveland Rd, 4.0 mi N of SR 23	Intersection Improvement, W/ Added Turn Lanes	NHPP	RW	\$28,000	\$7,000	\$35,000	\$372,047	2021
1700020	Intersection of SR 933 and Cleveland Rd, 4.0 mi N of SR 23	Intersection Improvement, W/ Added Turn Lanes	NHPP	CN	\$253,638	\$63,409	\$317,047	\$372,047	2021 2022
1700709	ADA Curb Ramps Along SR 23 in South Bend	Construct ADA Approved Sidewalk	NHPP	CN	\$210,576	\$52,644	\$263,220	\$263,220	2020
1701526	From Bittersweet to Michigan St Line	HMA Overlay, Preventive Maintenance	STBG	CN	\$478,213	\$119,553	\$597,766	\$597,766	2020

TRANSPORTATION IMPROVEMENT PROGRAM

State Sponsored Projects

DES	Location	Work Type	Fund Type	Phase	Federal	Match	Total	Estimated to Complete	Fiscal Year
1701538	US 20 over US 31, 2.75 Miles E of SR 23	Bridge Replacement, Steel	NHPP	RW	\$140,000	\$35,000	\$175,000	\$7,608,071	2021
1701538	US 20 over US 31, 2.75 Miles E of SR 23	Bridge Replacement, Steel	NHPP	CN	\$5,946,457	\$1,486,614	\$7,433,071	\$7,608,071	2022
1800853	SR 23 at Juday Creek, 0.9 mi S of I-80/90	Replace Superstructure	STBG	RW	\$50,400	\$12,600	\$63,000	\$2,002,705	2020
1800853	SR 23 at Juday Creek, 0.9 mi S of I-80/90	Replace Superstructure	STBG	CN	\$1,551,764	\$387,941	\$1,939,705	\$2,002,705	2021
1800854	SR 933 at Juday Creek, 0.03 mi S fo I-80/90	Replace Superstructure	STBG	CN	\$873,223	\$218,306	\$1,091,529	\$1,091,529	2021
1800922	SR 331, From I-80/90 (Toll Road) to SR 23	HMA Overlay, Preventive Maintenance	STBG	PE	\$58,635	\$14,659	\$73,294	\$586,639	2020
1800923	SR 331, From I-80/90 (Toll Road) to SR 23	HMA Overlay, Preventive Maintenance	STBG	CN	\$410,676	\$102,669	\$513,345	\$586,639	2021
1800924	SR 23, From 0.15 mi N of US 6 (Tyler St) to 0.42 mi S of SR 4 (Pine St)	HMA Overlay, Preventive Maintenance	STBG	PE	\$142,523	\$35,631	\$178,154	\$1,541,960	2020
1800924	SR 23, From 0.15 mi N of US 6 (Tyler St) to 0.42 mi S of SR 4 (Pine St)	HMA Overlay, Preventive Maintenance	STBG	CN	\$1,091,045	\$272,761	\$1,363,806	\$1,541,960	2021
1800925	SR 4, From 0.48 mi W of SR 23 (North Liberty WCL) to 0.34 mi E of SR 23 (North Liberty ECL)	HMA Overlay, Preventive Maintenance	STBG	RW	\$8,000	\$2,000	\$10,000	\$497,909	2020
1800925	SR 4, From 0.48 mi W of SR 23 (North Liberty WCL) to 0.34 mi E of SR 23 (North Liberty ECL)	HMA Overlay, Preventive Maintenance	STBG	CN	\$390,327	\$97,582	\$487,909	\$497,909	2021

State Sponsored Projects

DES	Location	Work Type	Fund Type	Phase	Federal	Match	Total	Estimated to Complete	Fiscal Year
1800926	SR 23, From the S JCT of SR 933 (Michigan St) to 2.31 mi N of the N JCT of SR 933 (Edison Rd)	HMA Overlay, Preventive Maintenance	STBG	RW	\$42,400	\$10,600	\$53,000	\$1,214,667	2020
1800926	SR 23, From the S JCT of SR 933 (Michigan St) to 2.31 mi N of the N JCT of SR 933 (Edison Rd)	HMA Overlay, Preventive Maintenance	STBG	CN	\$929,334	\$232,333	\$1,161,667	\$1,214,667	2021
1801504	SR 23, From 0.11 mi W of SR 933 (Main St) through SR 933 (Main St) intersection	Intersection Improvement, with Added Turn Lanes	STBG	CN	\$145,015	\$36,254	\$181,269	\$161,269	2020 2021
1801683	SR 23 & SR 331 are the Main Corridors. Additional locations: US 20, US 31, SR 933 & US6. 37 Signals	Traffic Signal Visibility Improvemnets	Multiple	PE	\$40,960	\$10,240	\$51,200	\$691,200	2020
1801683	SR 23 & SR 331 are the Main Corridors. Additional locations: US 20, US 31, SR 933 & US6. 37 Signals	Traffic Signal Visibility Improvemnets	Multiple	CN	\$512,000	\$128,000	\$640,000	\$691,200	2021
1900554	Statewide HELPERS Program	Other Type Project (Miscellaneous)	HSIP	PE	\$1,039,144	\$115,460	\$1,154,604		2020
1901515	Various Terminal Joints throughout the LaPorte District	Asphalt Patching	NHS	CN	\$4,980,134	\$1,245,034	\$6,225,168		2020

INDOT Ft. Wayne District Grouped Projects

INDOT Ft. Wayne District: Summary of Grouped Projects

Work Type	Phase	Federal	Match	Total
Bridge, Culvert and Small Structure Preservation	ALL	\$12,127,942	\$2,794,292	\$14,922,234
Signing, Marking, Striping and Rumble Strips	ALL	\$-	\$-	\$-
Traffic Signal System and Lighting Improvements	ALL	\$2,818,259	\$704,565	\$3,522,824
Median Guardrail/Cable Projects with no Change to Access	ALL	\$-	\$-	\$-
Rail Crossing Protection	ALL	\$601,200	\$105,300	\$706,500

Grouped Projects

Federal Regulations permit projects that are not considered to be of appropriate scale for individual listing to be combined or grouped under a single listing. Such listings are grouped by function, work type, or geographical area and must be consistent with the exempt project classification contained in EPA's Transportation Conformity Regulations (40 CFR part 93). Individual projects from the grouped project categories will be incorporated into the TIP by Administrative Modification as they are defined (in terms of project description, scope and cost) and approved.

Grouped project categories utilized by MACOG are shown above. The lists were developed cooperatively with the MPO Council, INDOT and FHWA. By listing these project types in the TIP, planning process stakeholders and the general public are informed of the types of potential projects that may be added to the TIP in the future via streamlined procedures. TIP actions for these projects will not require additional public review, demonstration of fiscal constraint, or a conformity determination (if applicable).

TRANSPORTATION IMPROVEMENT PROGRAM

INDOT Ft. Wayne District: Elkhart County Grouped Projects

DES	Location	Work Type	Fund Type	Phase	Federal	Match	Total	Fiscal Year
Bridge, Culvert and Small Structure Preservation								
1383522	SR 19, Over Branch Baugo Creek, 0.22 Miles North of US 20 Bypass	Pipe Lining	NHPP	CN	\$110,823	\$27,706	\$138,529	2020
1383607	SR 13, Branch of Rock Run Creek, 2.11 Miles South of SR 4	Pipe Lining	STBG	CN	\$38,362	\$9,590	\$47,952	2020
1383621	SR 13, Anna Ulrey Ditch, 7.38 miles N of US 33	Small Structure Replacement	STBG	PE	\$63,920	\$15,980	\$79,900	2021
1383621	SR 13, Anna Ulrey Ditch, 7.38 miles N of US 33	Small Structure Replacement	STBG	RW	\$24,000	\$6,000	\$30,000	2020
1383621	SR 13, Anna Ulrey Ditch, 7.38 miles N of US 33	Small Structure Replacement	STBG	CN	\$677,228	\$169,307	\$846,535	2021
1701350	US 20 EB/WB, WB Ramp, 2.74 Miles East of US 33	Bridge Deck Overlay	NHPP	CN	\$1,452,190	\$161,354	\$1,613,544	2020
1701356	US 33, Bridge over Yellow Creek, 0.66 Miles South of US 20	Bridge Deck Overlay	NHPP	CN	\$876,383	\$219,096	\$1,095,479	2020
1600415	SR 120, Carries Sheep Creek, 3.10 miles W of SR 15	Small Structure Replacement	STBG	RW	\$40,000	\$10,000	\$50,000	2020 2021
1600415	SR 120, Carries Sheep Creek, 3.10 miles W of SR 15	Small Structure Replacement	STBG	CN	\$290,392	\$72,598	\$362,990	2021
1801148	SR 15, Over NS RR/Rock Creek, 0.10 Miles North of US 33	Repair Or Replace Joints	NHPP	CN	\$63,324	\$15,831	\$79,155	2020
1801156	CR 22 over US 20 EB/WB, 0.58 Miles West of SR 19	Repair Or Replace Joints	NHPP	CN	\$29,620	\$7,405	\$37,025	2020
1801159	CR 115 over US 20, 1.47 Miles East of US 33	Repair Or Replace Joints	NHPP	CN	\$29,620	\$7,405	\$37,025	2020

INDOT Ft. Wayne District: Elkhart County Grouped Projects

DES	Location	Work Type	Fund Type	Phase	Federal	Match	Total	Fiscal Year
1801160	CR 18 over US 20 EB/WB, 2.06 Miles East of US 33	Repair Or Replace Joints	NHPP	CN	\$35,884	\$8,971	\$44,855	2020
1801147	SR 15 Over Whitehead Ditch, 2.80 Miles North of US 6	Channel Clearing And Protection	STBG	CN	\$63,408	\$15,852	\$79,260	2020
1801154	US 20, Over Baugo Creek, 0.81 Miles West of SR 19, EB	Scour Protection (Erosion)	NHPP	CN	\$76,160	\$19,040	\$95,200	2020
1801158	US 20, Over Baugo Creek, 0.81 Miles West of SR 19, WB	Scour Protection (Erosion)	NHPP	CN	\$131,160	\$32,790	\$163,950	2020
1800593	Bridge Painting, Bridge for CR 1 over US 20, 2.16 Miles West of SR 19, RP 88+18	Bridge Painting	NHPP	CN	\$326,068	\$81,517	\$407,585	2021
1800608	US 33, Bridge Deck Overlay, Bridge Over Dry Run, 1.18 Miles North of SR 13, RP 76+90	Bridge Deck Overlay	NHPP	CN	\$346,440	\$86,610	\$433,050	2021
1800612	SR 120, Bridge Thin Deck Overlay, Bridge Over Little Elkhart River, 1.04 Miles East of SR 15, RP 9+41	Bridge Thin Deck Overlay	STBG	CN	\$83,036	\$20,759	\$103,795	2021
1800616	SR 6, Bridge Deck Overlay, Bridge Over Turkey Creek, 1.01 Miles West of SR 15, RP 93+40	Bridge Deck Overlay	STBG	CN	\$712,752	\$178,188	\$890,940	2021
1800617	SR 15, Bridge Over Little Elkhart River, 0.11 Miles North of SR 120 East Jct., RP 91+66	Bridge Deck Overlay	STBG	CN	\$495,860	\$123,965	\$619,825	2021
1800618	SR 13, Bridge Over Elkhart River, 4.09 Miles North of US 33, RP 120+58	Bridge Thin Deck Overlay	STBG	CN	\$215,224	\$53,806	\$269,030	2021
1800612	SR 120, Bridge over Little Elkhart River, 1.04 Miles E of SR 15	Bridge Thin Deck Overlay	STBG	RW	\$40,000	\$10,000	\$50,000	2020 2021
1800612	SR 120, Bridge over Little Elkhart River, 1.04 Miles E of SR 15	Bridge Thin Deck Overlay	STBG	CN	\$405,428	\$101,357	\$506,785	2021
1800616	US 6, Bridge over Turkey Creek, 1.01 Miles W of SR 15	Bridge Deck Overlay	STBG	CN	\$1,094,637	\$237,659	\$1,332,296	2021

TRANSPORTATION IMPROVEMENT PROGRAM

INDOT Ft. Wayne District: Elkhart County Grouped Projects

DES	Location	Work Type	Fund Type	Phase	Federal	Match	Total	Fiscal Year
1801158	US 20, Bridge over Baugo Creek, 0.81 Miles E of SR 19, West Bound	Scour Protection (erosion)	NHPP	CN	\$405,653	\$101,413	\$507,066	2020
1802025	US 20, Bridge over Hiltop Pond, 4.28 Miles E of SR 15	Small Structure Replacement	STBG	CN	\$160,000	\$40,000	\$200,000	2022
1800612	SR 120, Bridge over Little Elkhart River, 1.04 Miles E of SR 15	Bridge Thin Deck Overlay	STBG	RW	\$40,000	\$10,000	\$50,000	2020 2021
1800612	SR 120, Bridge over Little Elkhart River, 1.04 Miles E of SR 15	Bridge Thin Deck Overlay	STBG	CN	\$405,428	\$101,357	\$506,785	2021
1800616	US 6, Bridge over Turkey Creek, 1.01 Miles W of SR 15	Bridge Deck Overlay	STBG	CN	\$1,094,637	\$237,659	\$1,332,296	2021
1801151	Bridge carries SR 15 over Lones Ditch, 0.25 Miles S of US 30	Repair or Replace Joints	NHPP	CN	\$271,046	\$67,762	\$338,808	2020
1801158	US 20, Bridge over Baugo Creek, 0.81 Miles E of SR 19, West Bound	Scour Protection (erosion)	NHPP	CN	\$405,653	\$101,413	\$507,066	2020
1802025	US 20, Bridge over Hiltop Pond, 4.28 Miles E of SR 15	Small Structure Replacement	STBG	CN	\$160,000	\$40,000	\$200,000	2022
Traffic Signal System and Lighting Improvements								
1700320	VA VARI, FY 2020, Various Locations within the Fort Wayne District.	Traffic Signals Modernization	STBG	CN	\$1,315,228	\$328,807	\$1,644,035	2020
1800942	VA VARI Various Locations within the Fort Wayne District	Traffic Signals Modernization	STBG	CN	\$1,503,031	\$375,758	\$1,878,789	2020
Rail Crossing Protection								
1801265	Beaver Lane at NS RR DOT # 510019A in Goshen	Railroad Protection	HSIP	CN	\$324,000	\$36,000	\$360,000	2020
1900391	Madison St at NS RR DOT 510039L in Goshen	Railroad Protection	STBG	CN	\$277,200	\$69,300	\$346,500	2020

INDOT Ft. Wayne District: Kosciusko County Grouped Projects

DES	Location	Work Type	Fund Type	Phase	Federal	Match	Total	Fiscal Year
Bridge, Culvert and Small Structure Preservation								
1383626	SR 14, 0.10 Miles W of SR 15, Carries Branch of Silver Creek	Small Structure Replacement	STBG	RW	\$155,528	\$38,882	\$194,410	2020 2021
1383627	SR 15, Over Heisler Ditch, 7.58 miles N of SR 14	Small Structure Replacement	NHPP	PE	\$32,000	\$8,000	\$40,000	2021
1383627	SR 15, Over Heisler Ditch, 7.58 miles N of SR 14	Small Structure Replacement	NHPP	RW	\$28,000	\$7,000	\$35,000	2020
1383627	SR 15, Over Heisler Ditch, 7.58 miles N of SR 14	Small Structure Replacement	NHPP	CN	\$1,058,626	\$264,657	\$1,323,283	2021
1600414	SR 15, Over Lones Ditch, 0.05 miles N of US 30, RP 58+72	Small Structure Pipe Lining	NHPP	CN	\$271,281	\$67,820	\$339,101	2021
1600414	SR 15, Over Lones Ditch, 0.05 miles N of US 30, RP 58+72	Small Structure Pipe Lining	NHPP	RW	\$14,000	\$3,500	\$17,500	2020
1383525	SR 19, 5.72 miles NO of SR 14, Carries Little Yellow Creek	Pipe Lining	STBG	RW	\$16,000	\$4,000	\$20,000	2020
1383525	SR 19, 5.72 miles NO of SR 14, Carries Little Yellow Creek	Pipe Lining	STBG	CN	\$168,050	\$42,012	\$210,062	2022
1601969	SR 13, 2.88 miles S of US 6, UNT of Skinner Ditch	Pipe Lining	STBG	RW	\$8,000	\$2,000	\$10,000	2021
1601969	SR 13, 2.88 miles S of US 6, UNT of Skinner Ditch	Pipe Lining	STBG	RW	\$238,405	\$59,601	\$298,006	2022
1701383	SR 14, Carrying Joseph Metzger Ditch, 4.00 Miles E of SR 15	Small Structure Replacement	STBG	RW	\$12,000	\$3,000	\$15,000	2020
1701383	SR 14, Carrying Joseph Metzger Ditch, 4.00 Miles E of SR 15	Small Structure Replacement	STBG	CN	\$377,947	\$94,487	\$472,434	2022

TRANSPORTATION IMPROVEMENT PROGRAM

INDOT Ft. Wayne District: Kosciusko County Grouped Projects

DES	Location	Work Type	Fund Type	Phase	Federal	Match	Total	Fiscal Year
1800015	Bridge carries SR 13 over Tennant Ditch, 5.67 Miles N of SR 14	Small Structure Replacement	STBG	RW	\$16,000	\$4,000	\$20,000	2022
1800015	Bridge carries SR 13 over Tennant Ditch, 5.67 Miles N of SR 14	Small Structure Replacement	STBG	CN	\$1,110,131	\$277,533	\$1,387,664	2023
1801109	SR 19, Over Hepler Ditch, 10.81 Miles North of US 30	Small Structure Maint and Repair	STBG	CN	\$37,992	\$9,498	\$47,490	2020
1801152	SR 15, Over Ring Ditch, 5.60 Miles North of SR 14	Channel Clearing And Protection	STBG	CN	\$25,364	\$6,341	\$31,705	2020
1801151	Bridge carries SR 15 over Lones Ditch, 0.25 Miles S of US 30	Repair or Replace Joints	NHPP	CN	\$271,046	\$67,762	\$338,808	2020
Traffic Signal System and Lighting Improvements								
1700320	VA VARI, FY 2020, Various Locations within the Fort Wayne District.	Traffic Signals Modernization	STBG	CN	\$1,315,228	\$328,807	\$1,644,035	2020
1800942	VA VARI Various Locations within the Fort Wayne District	Traffic Signals Modernization	STBG	CN	\$1,503,031	\$375,758	\$1,878,789	2020

INDOT LaPorte District Grouped Projects

INDOT LaPorte District: Summary of Grouped Projects				
Work Type	Phase	Federal	Match	Total
Bridge, Culvert and Small Structure Preservation	ALL	\$46,047,410	\$11,594,455	\$57,641,865
Signing, Marking, Striping and Rumble Strips	ALL	\$1,120,000	\$60,000	\$1,180,000
Traffic Signal System and Lighting Improvements	ALL	\$552,960	\$138,240	\$691,200
Median Guardrail/Cable Projects with no Change to Access	ALL	\$-	\$-	\$-
Rail Crossing Protection	ALL	\$-	\$-	\$-

Grouped Projects

Federal Regulations permit projects that are not considered to be of appropriate scale for individual listing to be combined or grouped under a single listing. Such listings are grouped by function, work type, or geographical area and must be consistent with the exempt project classification contained in EPA's Transportation Conformity Regulations (40 CFR part 93). Individual projects from the grouped project categories will be incorporated into the TIP by Administrative Modification as they are defined (in terms of project description, scope and cost) and approved.

Grouped project categories utilized by MACOG are shown above. The lists were developed cooperatively with the MPO Council, INDOT and FHWA. By listing these project types in the TIP, planning process stakeholders and the general public are informed of the types of potential projects that may be added to the TIP in the future via streamlined procedures. TIP actions for these projects will not require additional public review, demonstration of fiscal constraint, or a conformity determination (if applicable).

TRANSPORTATION IMPROVEMENT PROGRAM

INDOT LaPorte District: Marshall County Grouped Projects

DES	Location	Work Type	Fund Type	Phase	Federal	Match	Total	Fiscal Year
Bridge, Culvert and Small Structure Preservation								
1296369	SR 331 Bridge over Tippecanoe River, 1.83 miles S. of SR 10	Bridge Painting	Bridge Construction	CN	\$489,630	\$122,407	\$612,037	2020
1373727	US 6, Bridge over SR-331, 1.74 mi W of SR 106	Bridge Deck Overlay	Bridge	CN	\$1,108,000	\$277,000	\$1,385,000	2020
1383730	SR 331 Bridge over Tippecanoe, 1.83 mi S of SR 10	Bridge Deck Overlay	Bridge	PE	\$840,101	\$210,025	\$1,050,126	2020
1383730	SR 331 Bridge over Tippecanoe, 1.83 mi S of SR 10	Bridge Deck Overlay	Bridge	CN	\$880,000	\$220,000	\$1,100,000	2020
1700303	US 31 NBL over Yellow River, 0.88 Mi N of US 30	Bridge Painting	Bridge	CN	\$287,442	\$71,861	\$359,303	2020
1700304	US 31 SBL over Yellow River, .88 Mi N of US 30	Bridge Painting	Bridge	CN	\$287,442	\$71,861	\$359,303	2020
1700331	US 31, 3.0 Mi N of SR 110	Small Structure Pipe Lining	Bridge	CN	\$521,665	\$130,416	\$652,081	2020
1700364	SR 331, over US 30	Bridge Painting	Bridge	CN	\$346,670	\$86,667	\$433,337	2020
1700365	SR 331, over US 30	Bridge Deck Overlay	STPBG	PE	\$76,800	\$19,200	\$96,000	2020
1700365	SR 331, over US 30	Bridge Deck Overlay	Bridge	CN	\$567,909	\$141,977	\$709,886	2020
1700373	US 30, 0.20 Miles E of SR 331	Small Structure Pipe Lining	STPBG	CN	\$195,242	\$48,810	\$244,052	2020
1700380	SR 106 Over Yellow River, 1.79mi E of US 6	Bridge Deck Overlay	Bridge	CN	\$236,436	\$59,109	\$295,545	2020
1701105	US 6 At -SR 331, 1.74 mi W of SR 106	Bridge Painting	Bridge	CN	\$419,428	\$104,857	\$524,285	2021
1702081	SR 110, 0.78 Miles E of SR 17	Small Structure Pipe Lining	Bridge	CN	\$45,490	\$11,372	\$56,862	2022
1703019	US 30 0.47 mi E of SR 331	Small Structure Pipe Lining	Bridge	PE	\$16,704	\$4,176	\$20,880	2020
1703019	US 30 0.47 mi E of SR 331	Small Structure Pipe Lining	Bridge	RW	\$8,000	\$2,000	\$10,000	2022

INDOT LaPorte District: Marshall County Grouped Projects

DES	Location	Work Type	Fund Type	Phase	Federal	Match	Total	Fiscal Year
1703019	US 30, 0.47 mi E of SR 331	Small Structure Pipe Lining	Bridge	CN	\$158,446	\$39,611	\$198,057	2023
1703022	US 30, Under CR 12B Rd	Small Structure Pipe Lining	Bridge	PE	\$9,600	\$24,000	\$33,600	2020
1703022	US 30, Under CR 12B Rd	Small Structure Pipe Lining	Bridge	RW	\$8,000	\$2,000	\$10,000	2022
1703022	US 30, Under CR 12B Rd	Small Structure Pipe Lining	Bridge	CN	\$56,458	\$14,114	\$70,572	2023
1703028	US 30, 2.87 mi E of SR 331	Small Structure Pipe Lining	Bridge	PE	\$40,512	\$10,128	\$50,640	2020
1703028	US 30, 2.87 mi E of SR 331	Small Structure Pipe Lining	Bridge	RW	\$8,000	\$2,000	\$10,000	2022
1703028	US 30, 2.87 mi E of SR 331	Small Structure Pipe Lining	Bridge	CN	\$384,227	\$96,057	\$480,284	2023
1703029	US 30, 4.07 mi E of SR 331	Small Structure Pipe Lining	Bridge	PE	\$36,672	\$9,168	\$45,840	2020
1703029	US 30, 4.07 mi E of SR 331	Small Structure Pipe Lining	Bridge	RW	\$8,000	\$2,000	\$10,000	2022
1703029	US 30, 4.07 mi E of SR 331	Small Structure Pipe Lining	Bridge	CN	\$347,807	\$86,952	\$434,759	2023
1703032	US 30, 3.90 mi W of US 31	Small Structure Replacement	Bridge	PE	\$43,200	\$10,800	\$54,000	2020
1800207	1US 30, .05 mi E of SR 331	Small Structure Pipe Lining	Bridge	PE	\$11,712	\$2,928	\$14,640	2020
1800207	US 30, 1.05 mi E of SR 331	Small Structure Pipe Lining	Bridge	RW	\$8,000	\$2,000	\$10,000	2022

TRANSPORTATION IMPROVEMENT PROGRAM

INDOT LaPorte District: Marshall County Grouped Projects

DES	Location	Work Type	Fund Type	Phase	Federal	Match	Total	Fiscal Year
1800207	US 30, 1.05 mi E of SR 331	Small Structure Pipe Lining	Bridge	CN	\$111,070	\$27,768	\$138,838	2023
1800671	US 31, NB at N&S RR, 0.26mi S of SR 10	Bridge Painting	Bridge	CN	\$443,170	\$110,793	\$553,963	2020 2021
1800679	US 31, SB at N&S RR, 0.26mi S of SR 10	Bridge Painting	Bridge	CN	\$443,170	\$110,793	\$553,963	2020 2021
1800698	US 31, NB at CSX RR, 0.63mi N of US 6	Bridge Deck Thin Overlay	Bridge	PE	\$31,922	\$7,981	\$39,903	2021
1800698	US 31 NB@.-CSX RAILROAD, 0.63mi N of US 6	Bridge Deck Thin Overlay	Bridge	CN	\$178,224	\$44,556	\$222,780	2021
1800699	US 31 SB@.-CSX RAILROAD, 0.63mi N of US 6	Bridge Deck Thin Overlay	Bridge	CN	\$178,224	\$44,556	\$222,780	2021
1800700	US 31 NB@.-US 6, 6.76mi N of US 30	Bridge Deck Thin Overlay	Bridge	CN	\$193,789	\$48,447	\$242,236	2021
1800701	US 31 SB@.-US 6, 6.76mi N of US 30	Bridge Deck Thin Overlay	Bridge	CN	\$193,789	\$48,447	\$242,236	2021
1800702	US 31 NB@.-LEHMAN DITCH, 0.77mi N of US 6	Bridge Deck Thin Overlay	Bridge	CN	\$214,703	\$53,676	\$268,379	2021
1800703	US 31 SB@.-LEHMAN DITCH, 0.77mi N of US 6	Bridge Deck Thin Overlay	Bridge	CN	\$206,115	\$51,529	\$257,644	2021
1800788	US 31 NB@.-US 30 EB/WB, 7.83mi N of SR 10	Bridge Thin Deck Overlay	Bridge	CN	\$241,588	\$60,397	\$301,985	2021
1800789	US 31 SB@.-US 30 EB/WB, 7.83mi N of SR 10	Bridge Thin Deck Overlay	Bridge	CN	\$241,588	\$60,397	\$301,985	2021
1800819	US 31 NB@.-WEST 3A ROAD, 1.30mi S of US 6	Bridge Deck Thin Overlay	Bridge	CN	\$143,608	\$35,902	\$179,510	2021

INDOT LaPorte District: Marshall County Grouped Projects

DES	Location	Work Type	Fund Type	Phase	Federal	Match	Total	Fiscal Year
1800820	US 31 SB@.-WEST 3A ROAD, 1.30mi S of US 6	Bridge Deck Thin Overlay	Bridge	CN	\$143,608	\$35,902	\$179,510	2021
1800821	US 31 NB@.-ELMER SELTENRIGHT DITCH, 0.90mi S of US 6	Bridge Deck Thin Overlay	Bridge	CN	\$154,887	\$38,722	\$193,609	2021
1800822	US 31 SB@.-ELMER SELTENRIGHT DITCH, 0.90mi S of US 6	Bridge Deck Thin Overlay	Bridge	CN	\$147,486	\$36,872	\$184,358	2021
1800823	US 31 7TH ROAD@.-US 31 NB/SB, 2.0mi N of US 30	Bridge Deck Thin Overlay	Bridge	CN	\$283,218	\$70,805	\$354,023	2021
1800825	US 31 NB@.-BAKER DITCH, 3.05mi S of US 6	Bridge Deck Thin Overlay	Bridge	CN	\$145,900	\$36,475	\$182,375	2021
1800826	US 31 SB@.-BAKER DITCH, 3.05mi S of US 6	Bridge Deck Thin Overlay	Bridge	CN	\$145,900	\$36,475	\$182,375	2021
1800830	US 6, SB at SR 331, 1.74mi W of SR 106 (E Jct)	Bridge Deck Overlay	Bridge	CN	\$1,114,594	\$278,649	\$1,393,243	2021
1800831	US 31 NB@.-UNT ELMER SELTENRIGHT DITCH, 1.83mi S of US 6	Bridge Deck Thin Overlay	Bridge	CN	\$134,388	\$33,597	\$167,985	2021
1800831	NB at UNT ELMER SELTENRIGHT DITCH, 1.83mi S of US 6	Bridge Deck Thin Overlay	Bridge	CN	\$142,388	\$35,597	\$177,985	2020 2021
1800832	US 31 SB@.-UNT ELMER SELTENRIGHT DITCH, 1.83mi S of US 6	Bridge Deck Thin Overlay	Bridge	CN	\$134,388	\$33,597	\$167,985	2021
1800832	US 31 SB at UNT ELMER SELTENRIGHT DITCH, 1.83mi S of US 6	Bridge Deck Thin Overlay	Bridge	CN	\$142,388	\$35,597	\$177,985	2020 2021
1800839	US 30, EB at Yellow River, Farm Rd, 0.52mi W of US 31	Bridge Deck Overlay	Bridge	CN	\$537,996	\$134,499	\$672,495	2020 2021
1800839	US 30 EB@.-YELLOW RIVER, FARM RD, 0.52mi W of US 31	Bridge Deck Overlay	Bridge	CN	\$544,899	\$136,225	\$681,124	2021

TRANSPORTATION IMPROVEMENT PROGRAM

INDOT LaPorte District: Marshall County Grouped Projects

DES	Location	Work Type	Fund Type	Phase	Federal	Match	Total	Fiscal Year
1800840	US 30, WB at Yellow River, Farm Rd, 0.52mi W of US 31	Bridge Deck Overlay	Bridge	CN	\$537,996	\$134,499	\$672,495	2020 2021
1800840	US 30 WB@.-YELLOW RIVER, FARM RD, 0.52mi W of US 31	Bridge Deck Overlay	Bridge	CN	\$544,899	\$136,225	\$681,124	2021
1800869	SR 106 at Armev Ditch, 0.07 mi E of SR 331	Bridge Deck Overlay	Bridge	CN	\$488,000	\$122,000	\$610,000	2021
1800872	SR 106, Over Middle Fork Yellow River, 4.25mi E of JCT SR 6	Small Structure Pipe Lining	Bridge	CN	\$78,894	\$19,723	\$98,617	2020
1801184	US 31, Tyler Rd at US 31 NB/SB, 1.90 mi N of US 6	Bridge Deck Thin Overlay	Bridge	CN	\$167,755	\$41,939	\$209,694	2020
1801185	US 31, CR W 4A at US 31 NB/SB, 2.51 mi S of US 6	Bridge Deck Thin Overlay	Bridge	CN	\$177,820	\$44,455	\$222,275	2020
Signing, Marking, Striping and Rumble Strips								
1801680	Raised Pavement Markings, Refurbished in various locations throughout the LaPorte District	Raised Pavement Markings, Refurbished	ST HSIP	VAR	\$540,000	\$60,000	\$600,000	2020
1801682	Raised Pavement Markings, Refurbished in various locations throughout the LaPorte District	Raised Pavement Markings, Refurbished	ST HSIP	VAR	\$580,000	\$-	\$580,000	2021
Traffic Signal System and Lighting Improvements								
1701598	VA VARI Signals on Various Routes Within the counties of Marshall, Pulaski and Cass	Traffic Signals Modernizations	Multiple	RW	\$24,000	\$6,000	\$30,000	2020
1701598	VA VARI Signals on Various Routes Within the counties of Marshall, Pulaski and Cass	Traffic Signals Modernizations	Multiple	CN	\$1,131,483	\$282,871	\$1,414,354	2021

INDOT LaPorte District: St. Joseph County Grouped Projects

DES	Location	Work Type	Fund Type	Phase	Federal	Match	Total	Fiscal Year
Bridge, Culvert and Small Structure Preservation								
1700292	US 20 Over Beech Rd, 5.1 mi E of SR 331	Bridge Painting	Bridge	CN	\$226,852	\$56,713	\$283,565	2020
1703032	US 6, 3.90 Miles W of US 31	Small Structure Replacement	Bridge	RW	\$8,000	\$2,000	\$10,000	2022
1703032	US 6, 3.90 Miles W of US 31	Small Structure Replacement	Bridge	CN	\$415,418	\$103,855	\$519,273	2022 2023
0170708	US 31 Muck Trestle - Peat Area "A", SB, 3.67mi S of SR 4	Bridge Thin Deck Overlay	Bridge	CN	\$131,034	\$32,758	\$163,792	2021
1401583	US 31, carried over Muck Trestle - Peat Area "A"; NB, 3 Miles S of SR 4	Bridge Deck Thin Overlay	NHPP	CN	\$163,893	\$40,973	\$204,866	2021
1401584	US 31 Muck Trestle - Peat Area "B"; SB, 2.8 mi S of SR 4	Bridge Deck Thin Overlay	NHPP	CN	\$122,552	\$30,638	\$153,190	2021
1592840	US 20, Over GT&W RR, Farm Rd, 1.4 Miles W of SR 23	Bridge Deck Overlay	NHPP	PE	\$592,000	\$148,000	\$740,000	2020
1592840	US 20, Over GT&W RR, Farm Rd, 1.4 Miles W of SR 23	Bridge Deck Overlay	NHPP	CN	\$7,261,096	\$1,840,274	\$9,101,370	2020
1592871	US 20, 1.1mi W of SR 23, Abandoned RR/Farm Rd, Bridge Deck Overlay and Painting	Bridge Deck Overlay	Bridge	PE	\$417,600	\$104,400	\$522,000	2020
1592871	US 20, 1.1mi W of SR 23, Abandoned RR/Farm Rd, Bridge Deck Overlay and Painting	Bridge Deck Overlay	Bridge	CN	\$2,376,730	\$594,182	\$2,970,912	2020
1592871	US 20, 1.1mi W of SR 23, Abandoned RR/Farm Rd, Bridge Deck Overlay and Painting	Bridge Deck Overlay	Bridge	CE	\$416,000	\$104,000	\$520,000	2020
1600370	US 20, Over Beech Rd, 5.1 mi E of SR 331	Bridge Deck Overlay	Bridge	PE	\$208,000	\$52,000	\$260,000	2020

TRANSPORTATION IMPROVEMENT PROGRAM

INDOT LaPorte District: St. Joseph County Grouped Projects

DES	Location	Work Type	Fund Type	Phase	Federal	Match	Total	Fiscal Year
1600370	US 20, Over Beech Rd, 5.1 mi E of SR 331	Bridge Deck Overlay	Bridge	CN	\$1,194,814	\$298,703	\$1,493,517	2020
1600391	US 31 NB at Peat Area "B", 3.86 mi S of SR 4	Repairs to Approach Slab	Bridge	CN	\$171,004	\$42,751	\$213,755	2021
1600392	US 31 SB at Peat Area "B", 3.86 mi S of SR 4	Repairs to Approach Slab	Bridge	CN	\$171,004	\$42,751	\$213,755	2021
1700032	US 20, 1.50mi W of SR 23	Small Structure Pipe Lining	Bridge	PE	\$60,128	\$15,032	\$75,160	2021
1700032	US 20, 1.50mi W of SR 23	Small Structure Pipe Lining	Bridge	RW	\$60,000	\$15,000	\$75,000	2021
1700032	US 20, 1.50mi W of SR 23	Small Structure Pipe Lining	Bridge	CN	\$236,633	\$59,158	\$295,791	2022
1700039	SR 23, 4.65mi S of US 31/20	Small Structure Replacement	Bridge	PE	\$154,014	\$38,504	\$192,518	2021
1700039	SR 23, 4.65mi S of US 31/20	Small Structure Replacement	Bridge	RW	\$80,000	\$20,000	\$100,000	2021
1700039	SR 23, 4.65mi S of US 31/20	Small Structure Replacement	Bridge	CN	\$672,376	\$168,094	\$840,470	2022
1700367	US 20, .5 mi E of SR 23	Small Structure Pipe Lining	Bridge	CN	\$111,066	\$27,767	\$138,833	2020
1700707	US 31 Muck Trestle - Peat Area "B", NB, 3.67mi S of SR 4	Bridge Thin Deck Overlay	Bridge	CN	\$125,030	\$31,258	\$156,288	2021
1701082	US 20 Over Clover Road, 1.25 mi E of SR 331	Repair or Replace Joints	Bridge	CN	\$346,262	\$86,565	\$432,827	2020
1701083	US 20 Over Clover Road, 1.25 mi E of SR 331	Substructure Repair and Rehabilitation	Bridge	CN	\$59,544	\$14,886	\$74,430	2020
1701317	SR 331, 5.48 Miles S of US 33	Small Structure Pipe Lining	Bridge	CN	\$102,730	\$25,682	\$128,412	2022
1701330	US 31, at end of interchange	Small Structure Pipe Lining	Bridge	CN	\$79,382	\$19,845	\$99,227	2022

INDOT LaPorte District: St. Joseph County Grouped Projects

DES	Location	Work Type	Fund Type	Phase	Federal	Match	Total	Fiscal Year
1701333	US 20, 0.90 Miles S of Jct SR 20	Small Structure Pipe Lining	Bridge	CN	\$109,266	\$27,317	\$136,583	2022
1701416	US 20, 1.30 Miles N of Jct of SR 23	Small Structure Pipe Lining	Bridge	CN	\$410,359	\$102,590	\$512,949	2022
1702600	US 20, 6.12 Miles E of US 31, US 20 EB/ SR 331 NB @ SR 331 (Elm/Capital) NB/SB	Bridge Deck Overlay	NHPP	CN	\$874,090	\$218,523	\$1,092,613	2021
1702601	WB at SR 331 (Elm/Capital) NB/SB, 6.12mi E of US 31	Bridge Deck Overlay	Bridge	CN	\$783,978	\$195,994	\$979,972	2021
1702602	WB on Ramp at SR 331 (Elm/Capital) NB/SB, 6.12mi E of US 31	Bridge Deck Overlay	Bridge	CN	\$705,580	\$176,395	\$881,975	2021
1702612	US 20/31 EB/WB at SR 2 EB?WB, 2.35mi E of US 31	Bridge Deck Overlay	Bridge	CN	\$903,827	\$225,957	\$1,129,784	2021
1800621	US 20., At Ironwood Road (& Ramps), 1.88mi E of US 31	Bridge Painting	Bridge	CN	\$1,583,119	\$395,780	\$1,978,899	2021
1800637	US 20, EB SR 331 NB at SR 331 (Elm/Capital) NB/SB, 6.12mi E of US 31	Bridge Painting	Bridge	CN	\$588,102	\$147,025	\$735,127	2021
1800638	US 20, WB at SR 331 (Elm/Capital) NB/SB, 6.12mi E of US 31	Bridge Painting	Bridge	CN	\$413,784	\$103,446	\$517,230	2021
1800780	US 20, WB on Ramp at SR 331 (Elm/Capital) NB/SB, 6.12mi E of US 31	Bridge Painting	Bridge	CN	\$599,215	\$149,804	\$749,019	2021
1800787	SR 23, At US 20/31 EB/WB, 3.07mi S of SR 933	Bridge Deck Thin Overlay	Bridge	CN	\$414,664	\$103,666	\$518,330	2021
1800796	US 31, NB at Main Street, 1.00mi S of US 20	Bridge Deck Thin Overlay	Bridge	CN	\$163,098	\$40,774	\$203,872	2021
1800797	US 31, SB at Main Street, 1.00mi S of US 20	Bridge Deck Thin Overlay	Bridge	CN	\$163,098	\$40,774	\$203,872	2021
1800798	US 31, NB NE Ramp at Main Street, 1.00mi S of US 20	Bridge Deck Thin Overlay	Bridge	CN	\$145,930	\$36,482	\$182,412	2021

TRANSPORTATION IMPROVEMENT PROGRAM

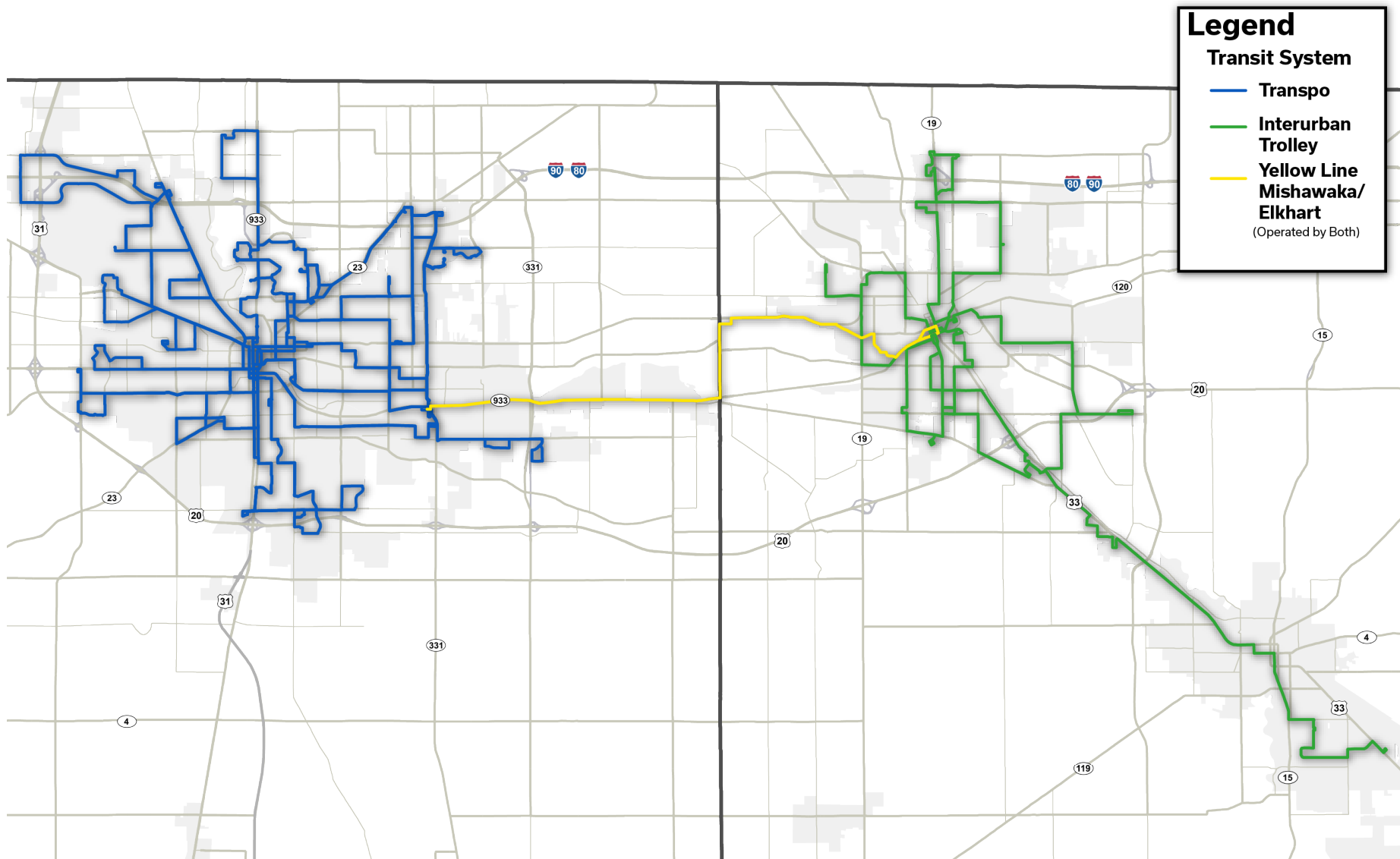
INDOT LaPorte District: St. Joseph County Grouped Projects

DES	Location	Work Type	Fund Type	Phase	Federal	Match	Total	Fiscal Year
1800799	US 31, SB NW Ramp at Main Street, 1.00mi S of US 20	Bridge Deck Thin Overlay	Bridge	CN	\$154,514	\$38,628	\$193,142	2021
1800800	US 31, NB/SB at Kern Road, 1.10mi S of US 20	Bridge Deck Thin Overlay	Bridge	CN	\$652,391	\$163,098	\$815,489	2021
1800829	US 31 KENILWORTH ROAD@.-US 31 NB/SB, 3.85mi N of US 6	Bridge Deck Thin Overlay	Bridge	CN	\$210,445	\$52,611	\$263,056	2021
1800829	KENILWORTH ROAD at.-US 31 NB/SB, 3.85mi N of US 6	Bridge Deck Thin Overlay	Bridge	CN	\$218,445	\$54,611	\$273,056	2020 2021
1800874	SR 4 at Bunch Ditch, 0.16 mi E of New US 31	Bridge Deck Overlay	Bridge	CN	\$71,349	\$17,837	\$89,186	2020
1801095	SR 4 at Shideler Hoffman Ditch, .20 mi W of JCT US 31	Bridge Deck Overlay	Bridge	CN	\$88,922	\$22,231	\$111,153	2020
1703031	US 31, 1.84 Miles N of SR 4	Small Structure Replacement	Bridge	PE	\$56,864	\$14,216	\$71,080	2020 2022
1703031	US 31, 1.84 Miles N of SR 4	Small Structure Replacement	Bridge	RW	\$16,000	\$4,000	\$20,000	2022
1703031	US 31, 1.84 Miles N of SR 4	Small Structure Replacement	Bridge	CN	\$460,065	\$115,016	\$575,081	2023
1703031	US 31, 1.84 Miles N of SR 4	Small Structure Replacement	STPBG	RW	\$16,000	\$40,000	\$56,000	2022
1703031	US 31, 1.84 Miles N of SR 4	Small Structure Replacement	STPBG	CN	\$468,065	\$117,016	\$585,081	2022 2023
1592870	US 20 Over GT&W RR, Farm Rd, 1.4mi W of SR 23,	Bridge Deck Overlay	NHS (Bridge)	CN	\$3,185,828	\$796,457	\$3,982,285	2020
1592870	US 20 Over GT&W RR, Farm Rd, 1.4mi W of SR 23	Bridge Deck Overlay	NHS (Bridge)	CE	\$280,000	\$70,000	\$350,000	2020

INDOT LaPorte District: St. Joseph County Grouped Projects

DES	Location	Work Type	Fund Type	Phase	Federal	Match	Total	Fiscal Year
1602122	US 20, Bridge over Conrail RR, 2.04 mi E of SR 23	Bridge Painting	Bridge	CN	\$265,806	\$66,452	\$332,258	2020
1700302	US 20/31 over SR 2	Bridge Painting	Bridge	CN	\$45,490	\$11,372	\$56,862	2020
Signing, Marking, Striping and Rumble Strips								
1801680	Raised Pavement Markings, Refurbished in various locations throughout the LaPorte District	Raised Pavement Markings, Refurbished	ST HSIP	VAR	\$540,000	\$60,000	\$600,000	2020
1801682	Raised Pavement Markings, Refurbished in various locations throughout the LaPorte District	Raised Pavement Markings, Refurbished	ST HSIP	VAR	\$580,000	\$-	\$580,000	2021
Traffic Signal System and Lighting Improvements								
1801683	SR 23 & SR 331 are the Main Corridors. Additional locations: US 20, US 31, SR 933 & US6. 37 Signals	Traffic Signal Visibility Improvemnets	Multiple	PE	\$40,960	\$10,240	\$51,200	2020
1801683	SR 23 & SR 331 are the Main Corridors. Additional locations: US 20, US 31, SR 933 & US6. 37 Signals	Traffic Signal Visibility Improvemnets	Multiple	CN	\$512,000	\$128,000	\$640,000	2021

Transit Program of Projects



TRANSPORTATION IMPROVEMENT PROGRAM

Transit Program of Projects							
DES	Projects	Work Type	Fund Type	Federal	Match	Total	Fiscal Year
Elkhart-Goshen Urbanized: Interurban Trolley							
1700666	Operating Assistance	Transit Operating	5307	\$1,344,526	\$1,344,526	\$2,689,052	2020
1700667	Computer Hardware	Transit Communications Eqpt	5307	\$30,000	\$7,500	\$37,500	2020
1700668	Computer Software	Transit Communications Eqpt	5307	\$43,788	\$10,947	\$54,735	2020
1700669	Vehicle Replacement - Buses (1)	Transit Purchase Vehicles	5307	\$395,000	\$98,750	\$493,750	2020
1700670	Vehicle Replacement - Paratransit (3)	Transit Purchase Vehicles	5307	\$150,000	\$37,500	\$187,500	2020
1700671	Operating Assistance	Transit Operating	5307	\$1,344,526	\$1,344,526	\$2,689,052	2021
1700672	Computer Hardware	Transit Communications Eqpt	5307	\$30,000	\$7,500	\$37,500	2021
1700673	Computer Software	Transit Communications Eqpt	5307	\$43,788	\$10,947	\$54,735	2021
1700674	Vehicle Replacement - Buses (1)	Transit Purchase Vehicles	5307	\$395,000	\$98,750	\$493,750	2021
1700675	Vehicle Replacement - Paratransit (3)	Transit Purchase Vehicles	5307	\$150,000	\$37,500	\$187,500	2021
South Bend Urbanized: Transpo							
1700648	Preventive Maintenance	Transit PM	5307	\$1,280,000	\$320,000	\$1,600,000	2020
1700650	Purchase- ADP Software	Transit Operating	5307	\$50,000	\$12,500	\$62,500	2020

Transit Program of Projects

DES	Projects	Work Type	Fund Type	Federal	Match	Total	Fiscal Year
1700653	Associated Capital	Transit Operating	5307	\$20,000	\$5,000	\$25,000	2020
1700657	Operating Assistance - ADA	Transit Operating	5307	\$140,000	\$35,000	\$175,000	2020
1700658	Operating Assistance - Fixed Route	Transit Operating	5307	\$700,000	\$2,220,000	\$2,920,000	2020
1700659	Preventive Maintenance	Transit PM	5307	\$1,280,000	\$320,000	\$1,600,000	2021
1700660	Purchase- ADP Software	Transit Operating	5307	\$20,000	\$5,000	\$25,000	2021
1700661	Associated Capital	Transit Operating	5307	\$100,000	\$25,000	\$125,000	2021
1700662	Rehab/Renovate Transfer Facility	Transit Operating	5307	\$120,000	\$30,000	\$150,000	2021
1700663	Purchase less than 30 ft. Vehicles	Transit Purchase Vehicles	5307	\$40,000	\$10,000	\$50,000	2021
1700664	Operating Assistance - ADA	Transit Operating	5307	\$160,000	\$40,000	\$200,000	2021
1700665	Operating Assistance - Fixed Route	Transit Operating	5307	\$800,000	\$2,600,000	\$3,400,000	2021
1901342	Rehab/Renovate Transfer Facilities	Transit Operating	5339	\$543,166	\$135,791	\$678,957	2020

TRANSPORTATION IMPROVEMENT PROGRAM

Rural Transit Program of Projects							
DES	Projects	Work Type	Fund Type	Federal	Match	Total	Fiscal Year
INDOT							
1802855	Kosciusko Area Bus Service	Operating assistance for KABS	5311	\$359,921	\$381,812	\$741,733	2020
1802855	Marshall County Council on Aging	Operating assistance for Marshall County	5311	\$191,385	\$262,924	\$454,309	2020
1802856	Kosciusko Area Bus Service	Operating assistance for KABS	5311	\$359,921	\$381,812	\$741,733	2021
1802856	Marshall County Council on Aging	Operating assistance for Marshall County	5311	\$191,385	\$262,924	\$454,309	2021
1802857	Kosciusko Area Bus Service	Operating assistance for KABS	5311	\$359,921	\$381,812	\$741,733	2022
1802857	Marshall County Council on Aging	Operating assistance for Marshall County	5311	\$191,385	\$262,924	\$454,309	2022
1802858	Kosciusko Area Bus Service	Operating assistance for KABS	5311	\$359,921	\$381,812	\$741,733	2023
1802858	Marshall County Council on Aging	Operating assistance for Marshall County	5311	\$191,385	\$262,924	\$454,309	2023
1802859	Kosciusko Area Bus Service	Operating assistance for KABS	5311	\$259,921	\$481,812	\$741,733	2024
1802859	Marshall County Council on Aging	Operating assistance for Marshall County	5311	\$191,385	\$262,924	\$454,309	2024

